

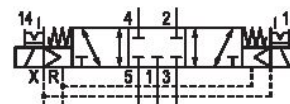

5/3-directional valve, Series HF04

2024-04-03

0820062601

Series HF04

The AVENTICS Series HF04/HF04-XF are universal and flexible valve systems, which offer numerous electrical connection possibilities and pneumatic functions.



Technical data

Industry	Industrial
Activation	Electrically
Valve type	Spool valve, positive overlapping
Switching principle	5/3, closed center
Valve function	Closed Center
Sealing principle	Soft seal
Connection type	Plate connection
Manual override	with detent
Nominal flow Qn	400 l/min
Min. working pressure	-0.9 bar
Max. working pressure	10 bar
Min. control pressure	3 bar
Max. control pressure	8 bar
Protection class with connection	IP65
Protective circuit	Z-diode

5/3-directional valve, Series HF04

2024-04-03

0820062601

Reverse polarity protection	Protected against polarity reversal
Operational voltage	24 V DC
Operational voltage DC	24 V
Voltage tolerance DC	-10% / +10%
Pilot	External Internal
Pilot valve width	10 mm
LED status display	Yellow
Power consumption DC	0.55 W
Duty cycle	100 %
Typ. switch-on time	8 ms
Typ. switch-off time	10 ms
Blocking principle	Double base plate principle
Min. ambient temperature	-5 °C
Max. ambient temperature	50 °C
Min. medium temperature	0 °C
Max. medium temperature	50 °C
Medium	Compressed air
Min. oil content of compressed air	0 mg/m ³
Max. oil content of compressed air	5 mg/m ³
Max. particle size	5 µm
Mounting screws	cross recessed DIN EN ISO 4757-Z0
Mounting screw tightening torque	0.25 Nm
Weight	0.048 kg

Material

Housing material	Polyamide
Seal material	Acrylonitrile butadiene rubber Polyurethane
Part No.	0820062601

Technical information

The pilot type (external/internal) is not implemented in the valve, but in the end plate of the valve system.

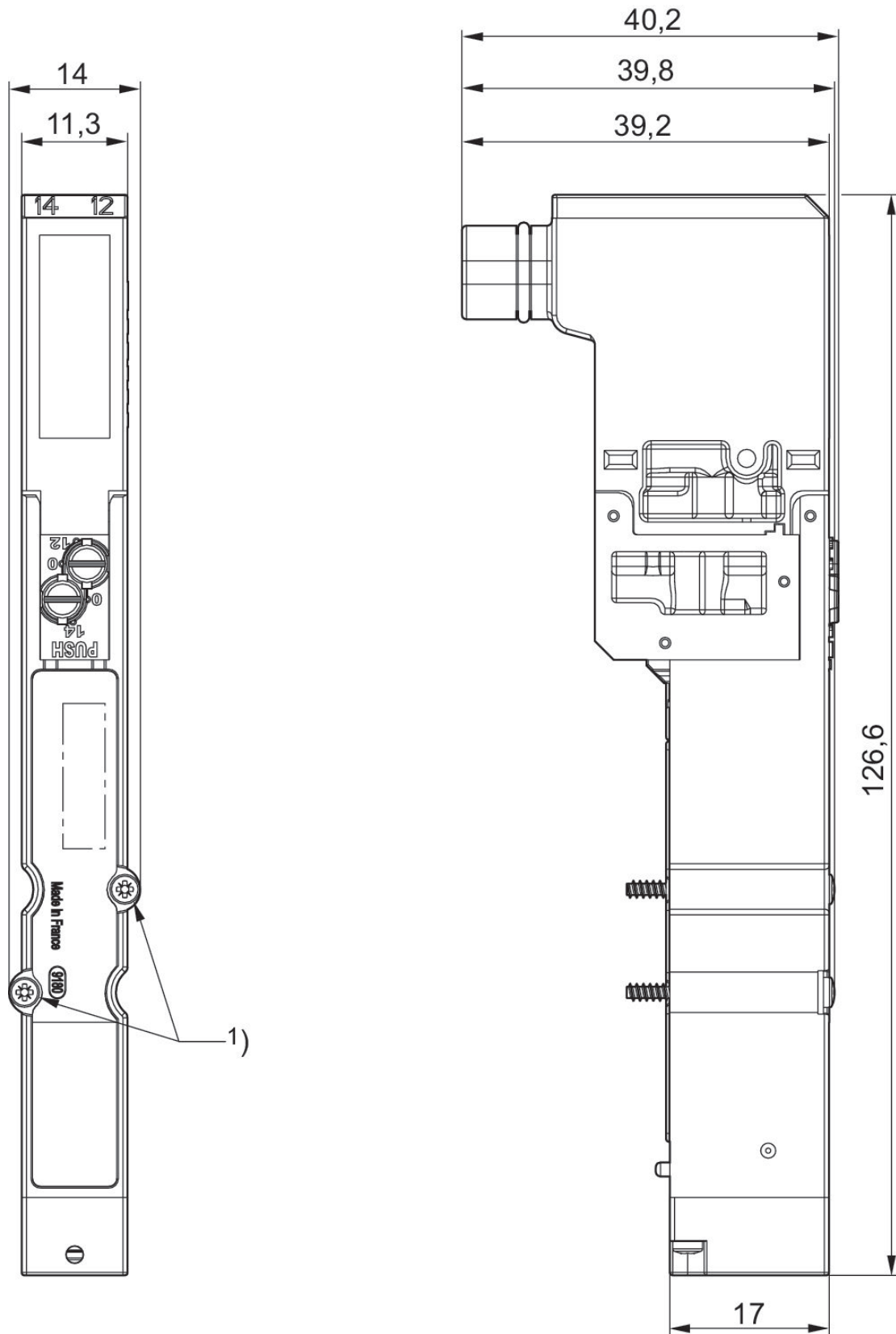
The min. control pressure must be adhered to, since otherwise faulty switching and valve failure may result!

The pressure dew point must be at least 15 °C less than ambient and medium temperature and may not exceed 3 °C.

The oil content of compressed air must remain constant during the life cycle.

Use only the approved oils from AVENTICS. Further information can be found in the "Technical information" document (available in <https://www.emerson.com/en-us/support>).

Dimensions



1) Mounting screw: X-slot DIN EN ISO 4757-Z0 tightening torque for mounting screw [Nm]: 0.25