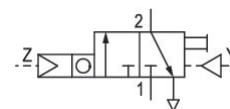


## Pneumatic counters



### Technical data

Industry	Industrial
Version	NC
Mounting orientation	Any
Medium	Compressed air
Max. particle size	40 µm
Min. ambient temperature	0 °C
Max. ambient temperature	60 °C
Min. medium temperature	0 °C
Max. medium temperature	60 °C
Min. oil content of compressed air	0 mg/m <sup>3</sup>
Max. oil content of compressed air	1 mg/m <sup>3</sup>
Display	3 digits
Logic function	Pneumatic/mechanic counter, subtracting
Return	Manually via a button Pneumatically
Compressed air connection input	Ø 4
Compressed air connection output	Ø 4
Min. working pressure	2 bar
Max. working pressure	8 bar
Pulse duration counting	> 8 ms

# Pneumatic presetting counter (subtracting)

2023-10-11

0821304021

Pulse duration return	> 180 ms
Pause duration counting	> 10 ms
Pause duration return	> 50 ms
Weight	0.19 kg
Part No.	0821304021

## Technical information

The pressure dew point must be at least 15 °C less than ambient and medium temperature and may not exceed 3 °C.

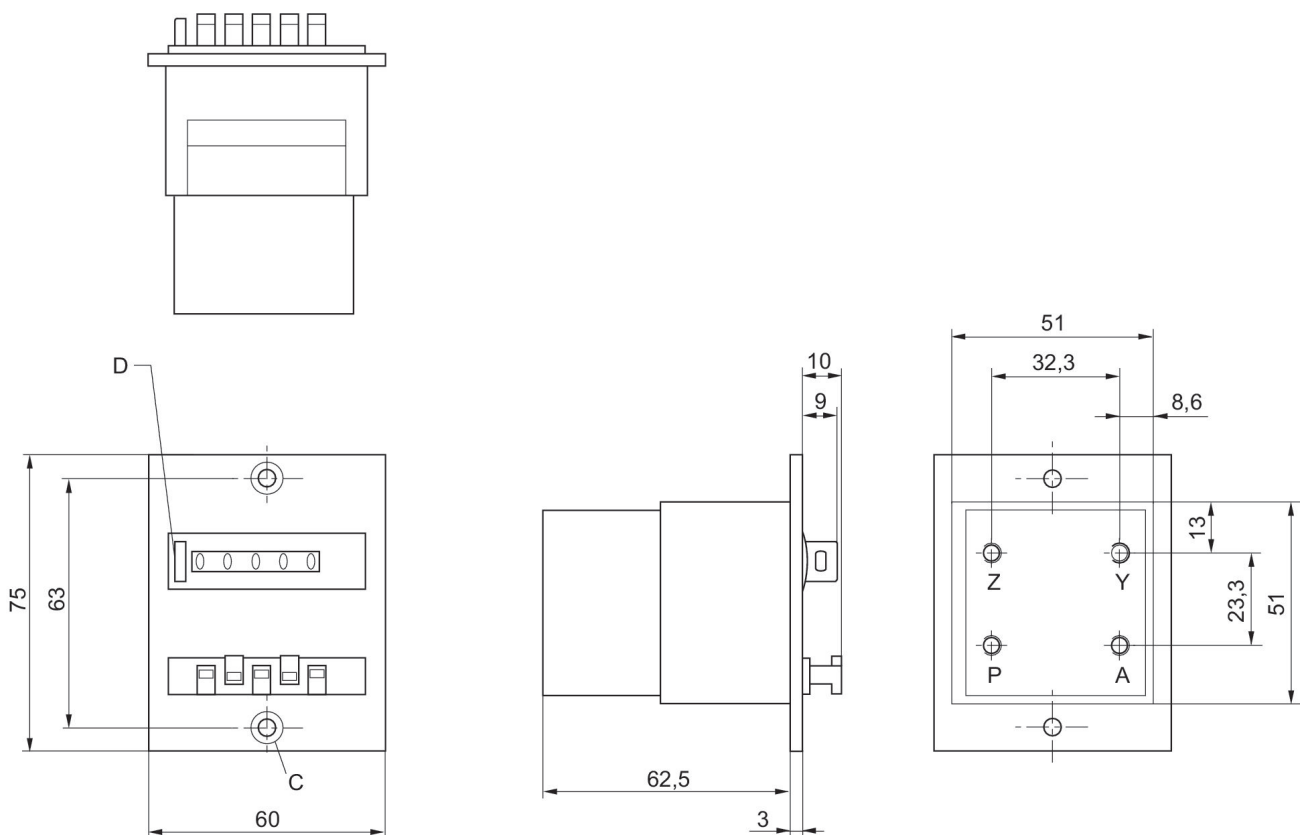
The min. control pressure must be adhered to, since otherwise faulty switching and valve failure may result!

The pressure dew point must be at least 15 °C less than ambient and medium temperature and may not exceed 3 °C.

The oil content of compressed air must remain constant during the life cycle.

Use only the approved oils from AVENTICS. Further information can be found in the "Technical information" document (available in <https://www.emerson.com/en-us/support>).

Fig. 2



P (1) = compressed air connection  
Z = counting signal  
Y = return signal

# Pneumatic presetting counter (subtracting)

2023-10-11

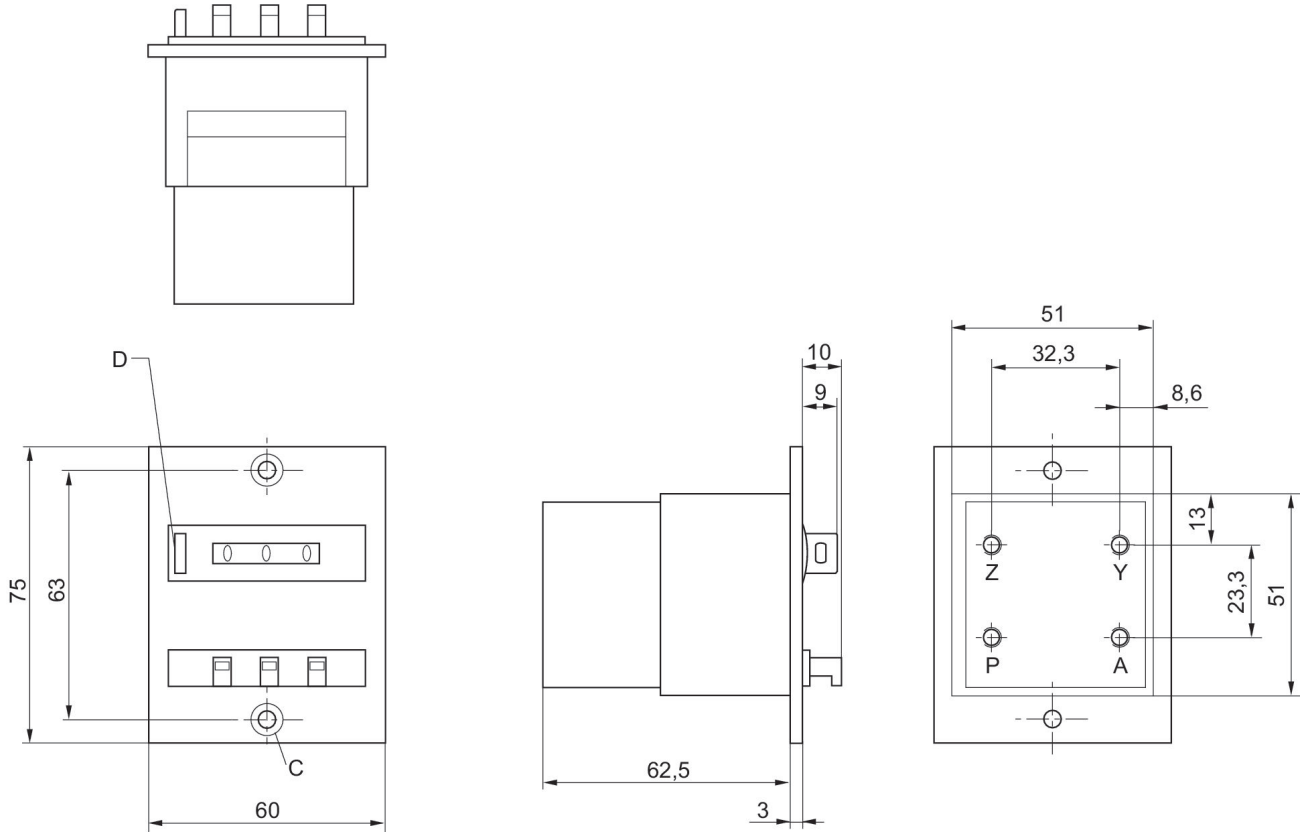
0821304021

A (2) = output signal

C = countersink DIN 74-Af4 D = reset key

Included in the delivery contents: 2 oval head countersunk screws DIN 966 St M4 x 16 2 spring rings A4 DIN 124 2 hexagonal nuts M4 DIN 934

Fig. 1



P (1) = compressed air connection

Z = counting signal

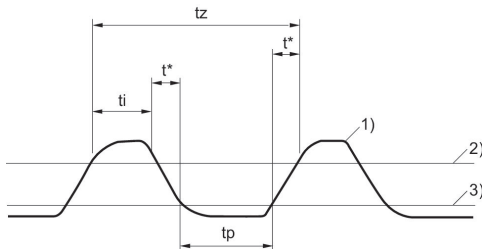
Y = return signal

A (2) = output signal

C = countersink DIN 74-Af4 D = reset key

Included in the delivery contents: 2 oval head countersunk screws DIN 966 St M4 x 16 2 spring rings A4 DIN 124 2 hexagonal nuts M4 DIN 934

## Counting frequency



1) Counting impulse

2) Response pressure -[[0.8] bar

3) Release pressure -[[0.15] bar

ti = min. pulse duration tp = min. pause duration tz = time for counting pulse  
 = ti + tp + 2t\* t\* = dependent on pressure and pipe length (values must be determined)