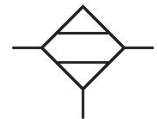


Series AS2

The AVENTICS Series AS2 is a modular, versatile maintenance unit for universal application. This Series offers compact dimensions, is highly efficient, lightweight and easy-to-use. The AVENTICS Series AS guarantees reliability, safety, and efficiency with a simplified assembly and maintenance efforts.



Technical data

Industry	Industrial
Parts	Diaphragm-type dryer
Type	Diaphragm-type dryer
Mounting orientation	vertical
Port	G 3/8
Nominal flow Qn	50 l/min
Recommended pre-filtering μm	5 μm 0.01 μm
Filter element	not exchangeable
Min. working pressure	4 bar
Max. working pressure	12.5 bar
Min. ambient temperature	2 °C
Max. ambient temperature	50 °C
Medium	Compressed air Neutral gases
Weight	0.48 kg

Materials:

Housing	Polyamide
Front plate	Acrylonitrile butadiene styrene

Diaphragm-type dryer, Series AS2-ADD

2024-03-19

R412006078

Seal	Acrylonitrile butadiene rubber
Threaded bushing	Die cast zinc
Reservoir	Aluminum
Part No.	R412006078

Technical information

The pressure dew point must be at least 15 °C less than ambient and medium temperature and may not exceed 3 °C.

Notice: air may not contain condensate

Purge air approx. 12 % of nominal flow Qn at 7 bar

A change in the flow direction (from air supply on the left to air supply on the right) occurs by rotating installation by 180° about the vertical axis. Please see the operating instructions for further details.

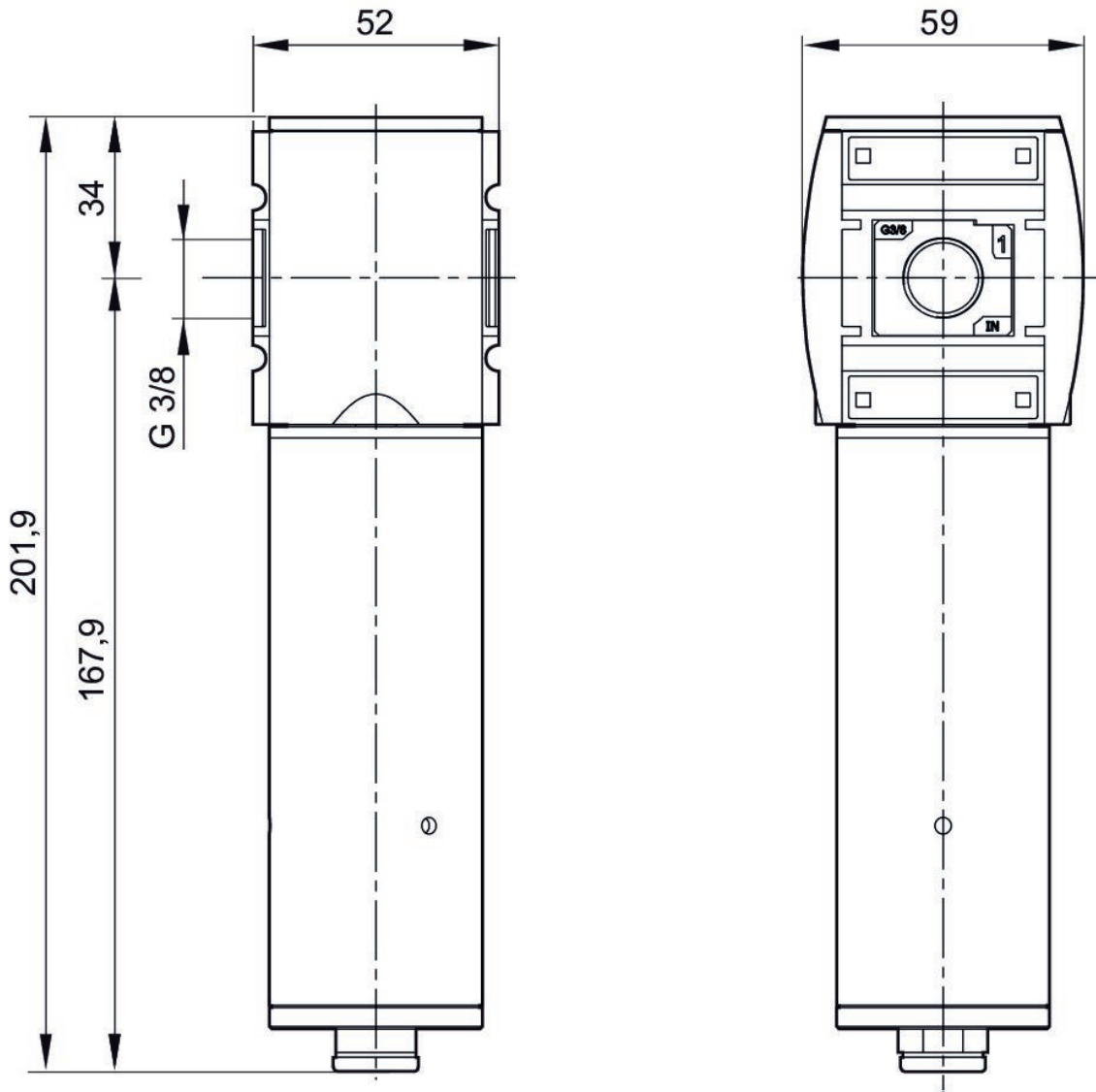
Pressure dew point reduction: see diagram

Diaphragm-type dryer, Series AS2-ADD

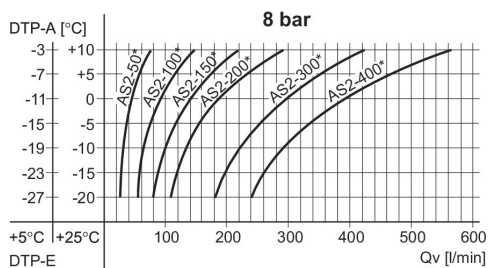
2024-03-19

R412006078

Dimensions in mm

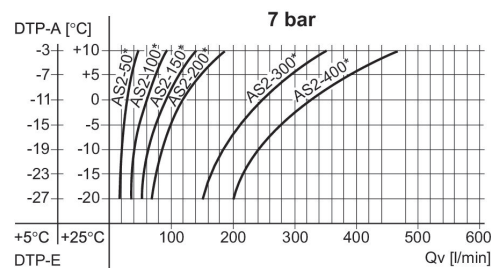


Performance charts



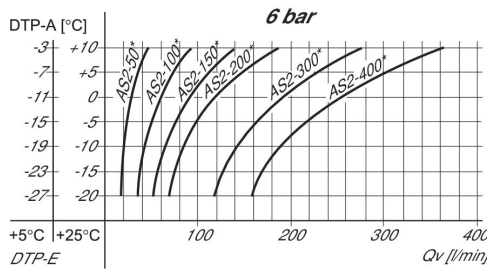
DTP-E: pressure dew point input, DTP-A: pressure dew point output, Qv: input flow rate (output flow rate + purge air).
* Nominal flow Qn

Performance charts



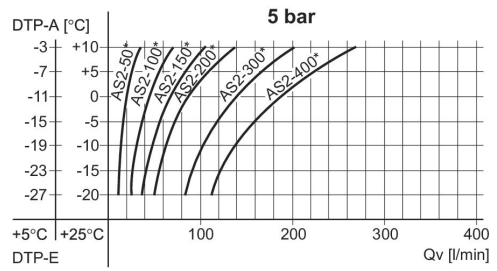
DTP-E: pressure dew point input, DTP-A: pressure dew point output, Qv: input flow rate (output flow rate + purge air).
* Nominal flow Qn

Performance charts



DTP-E: pressure dew point input, DTP-A: pressure dew point output, Qv: input flow rate (output flow rate + purge air).
* Nominal flow Qn

Performance charts

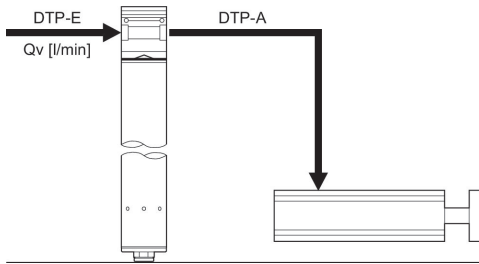


DTP-E: pressure dew point input, DTP-A: pressure dew point output, Qv: input flow rate (output flow rate + purge air).
* Nominal flow Qn

Example

Wanted:

Suitable membrane dryer



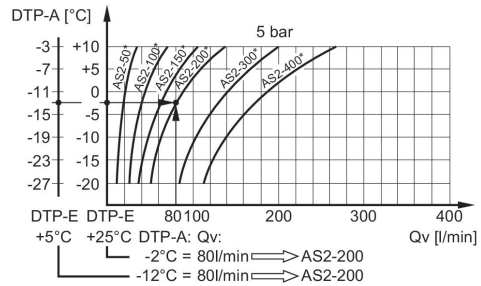
Example

Give values:

Qv = 80 l/min, DTP-E = +5 (+25)°C

searched values: DTP-A = -12 (-2)°C

suitable membrane dryer



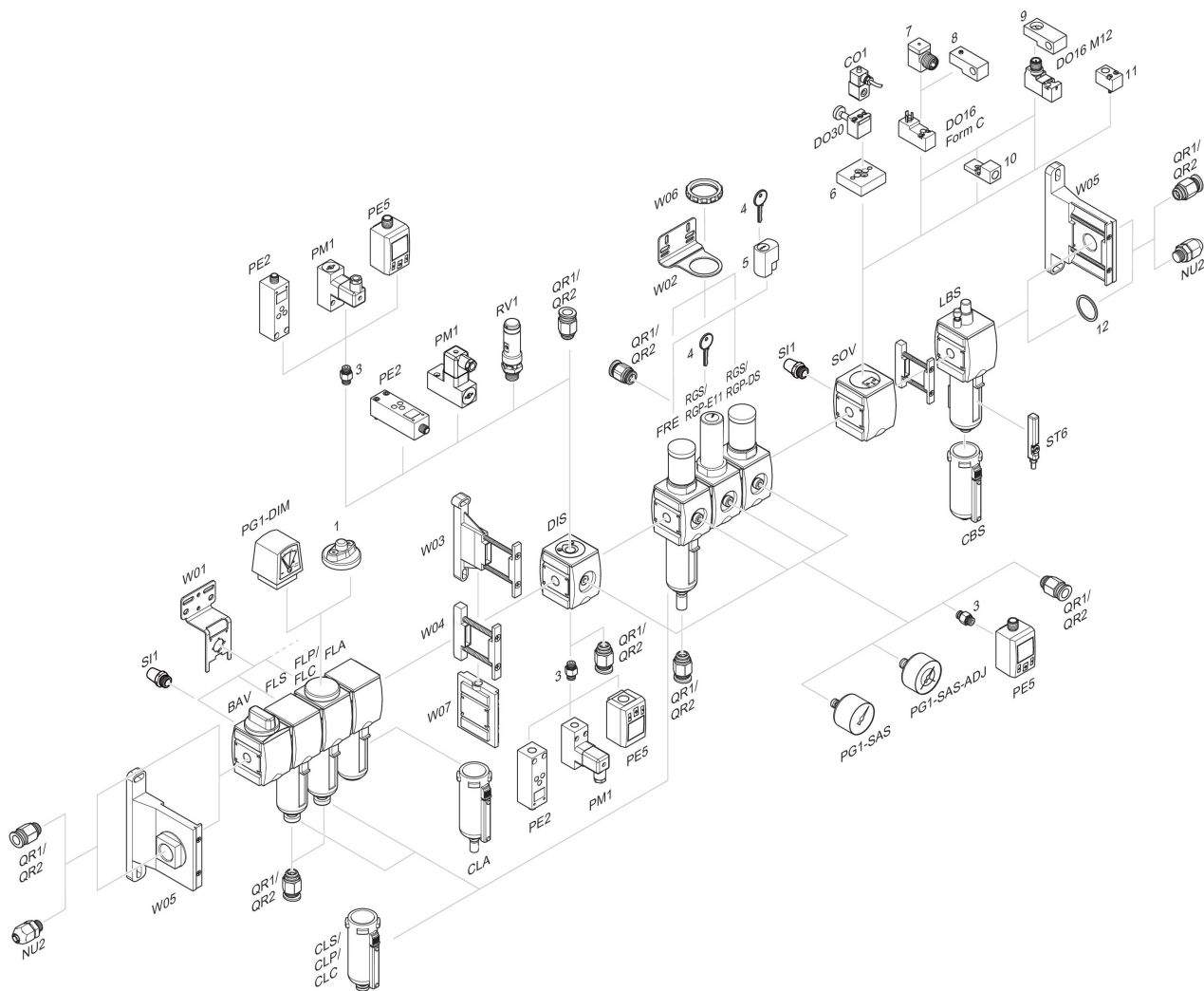
Result: membrane dryer series AS2-200 (with a Qn of 200 l/min), part no. R412006081
* Nominal flow Qn

Diaphragm-type dryer, Series AS2-ADD

2024-03-19

R412006078

Accessories overview



1 = contamination display 3 = Double nipple 4 = Key for E11 locking 5 = mortise lock 6 = Transition plate DO30 7 = Adapter, Series CON-VP 8 = Mounting aid DO16, form C 9 = Mounting aid DO16, M12 10 = Adapter for external pilot air 11 = Adapter pneumatic operation 12 = Sealing ring