

# 3/2-directional valve, electrically operated, Series AS3-SOV-...-POS

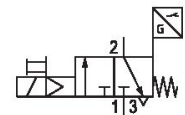
R412007336

Series AS3

2024-05-22

## Series AS3

The AVENTICS Series AS3 is a modular, versatile maintenance unit for universal application. This Series offers compact dimensions, is highly efficient, lightweight and easy-to-use. The AVENTICS Series AS guarantees reliability, safety, and efficiency with a simplified assembly and maintenance efforts.



## Technical data

Industry	Industrial
Type	With position inquiry, with integrated sensor
Activation	Electrically
Nominal flow Qn	4500 l/min
Compressed air connection	G 3/8
Min. working pressure	2.5 bar
Max. working pressure	10 bar
Operational voltage DC	24 V
Sealing principle	Soft seal
Connection type	Pipe connection
Parts	3/2-directional valve
Can be assembled into blocks	Can be assembled into blocks
Basic valve equipment	Basic valve with pilot valve
Type	Poppet valve
Min. ambient temperature	-10 °C
Max. ambient temperature	50 °C
Medium	Compressed air Neutral gases
Max. particle size	25 µm
Compressed air connection, exhaust	G 1/2

# 3/2-directional valve, electrically operated, Series AS3-SOV-...-POS

Series AS3

2024-05-22

R412007336

Nominal flow Qn 1 to 2	4500 l/min
Nominal flow Qn 2 to 3	3200 l/min
Operating voltage	24 V DC
Power consumption DC	2 W
Protection class with connection	IP65
Electrical connection 1, type	Plug
Electrical connection 1, thread size	ISO 15217, form C
Electrical connection for sensor	Plug
Electrical connection for sensor	M12
Electrical connection for sensor	3-pin
Cable length sensor	0.3 m
Electrical connection for sensor	with knurled screw
Weight	0.459 kg

## Material

Housing material	Polyamide
Seal material	Acrylonitrile butadiene rubber
Material threaded bushing	Die cast zinc
Material front plate	Acrylonitrile butadiene styrene
Part No.	R412007336

## Technical information

The pressure dew point must be at least 15 °C less than ambient and medium temperature and may not exceed 3 °C.

Nominal flow Qn with secondary pressure  $p_2 = 6$  bar at  $\Delta p = 1$  bar

A change in the flow direction (from air supply on the left to air supply on the right) occurs by rotating installation by 180° about the vertical axis. Please see the operating instructions for further details.

Can be used in circuits with increased efficiency.

The sensor signal is visible on the front of the cover.

Electronic sensor included in scope of delivery (assembled).

An ST6 sensor (contactless) is used to detect the switching position in the non-actuated state (position: exhaust).

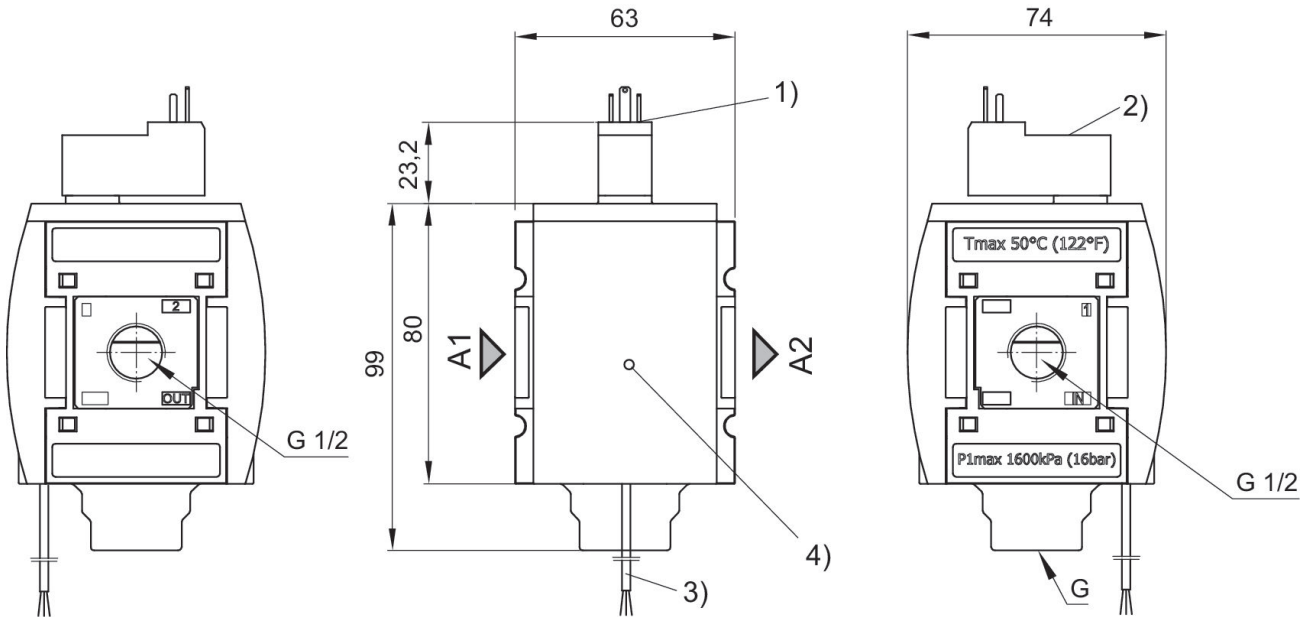
# 3/2-directional valve, electrically operated, Series AS3-SOV-...-POS

Series AS3

2024-05-22

R412007336

Dimensions in mm



A1 = input

A2 = output

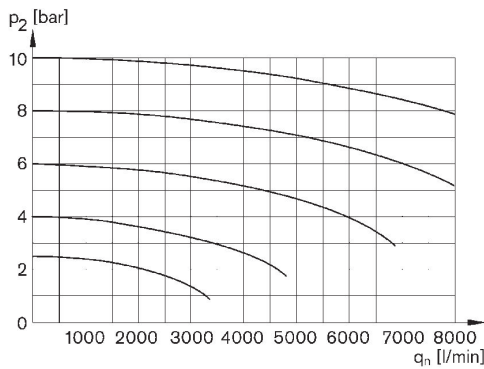
1) Electr. connection: valve plug connector form C, ISO 15217

2) Manual override

3) Connection cable

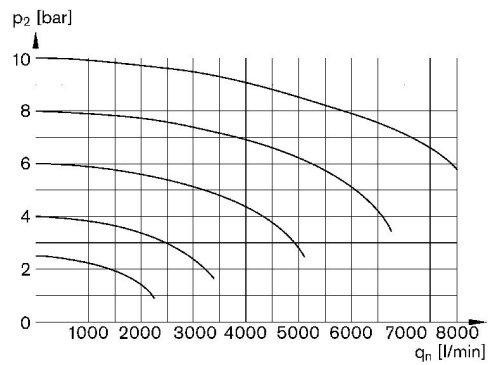
4) Optical switch status indicator

## Flow rate characteristic, $p_2 = 0,05 - 7$ bar



$p_2$  = Secondary pressure  
 $q_n$  = Nominal flow

## Rear exhaust



$p_2$  = Secondary pressure  
 $q_n$  = Nominal flow

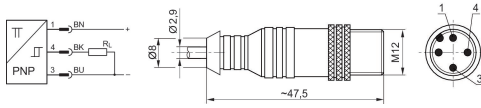
# 3/2-directional valve, electrically operated, Series AS3-SOV-...-POS

Series AS3

2024-05-22

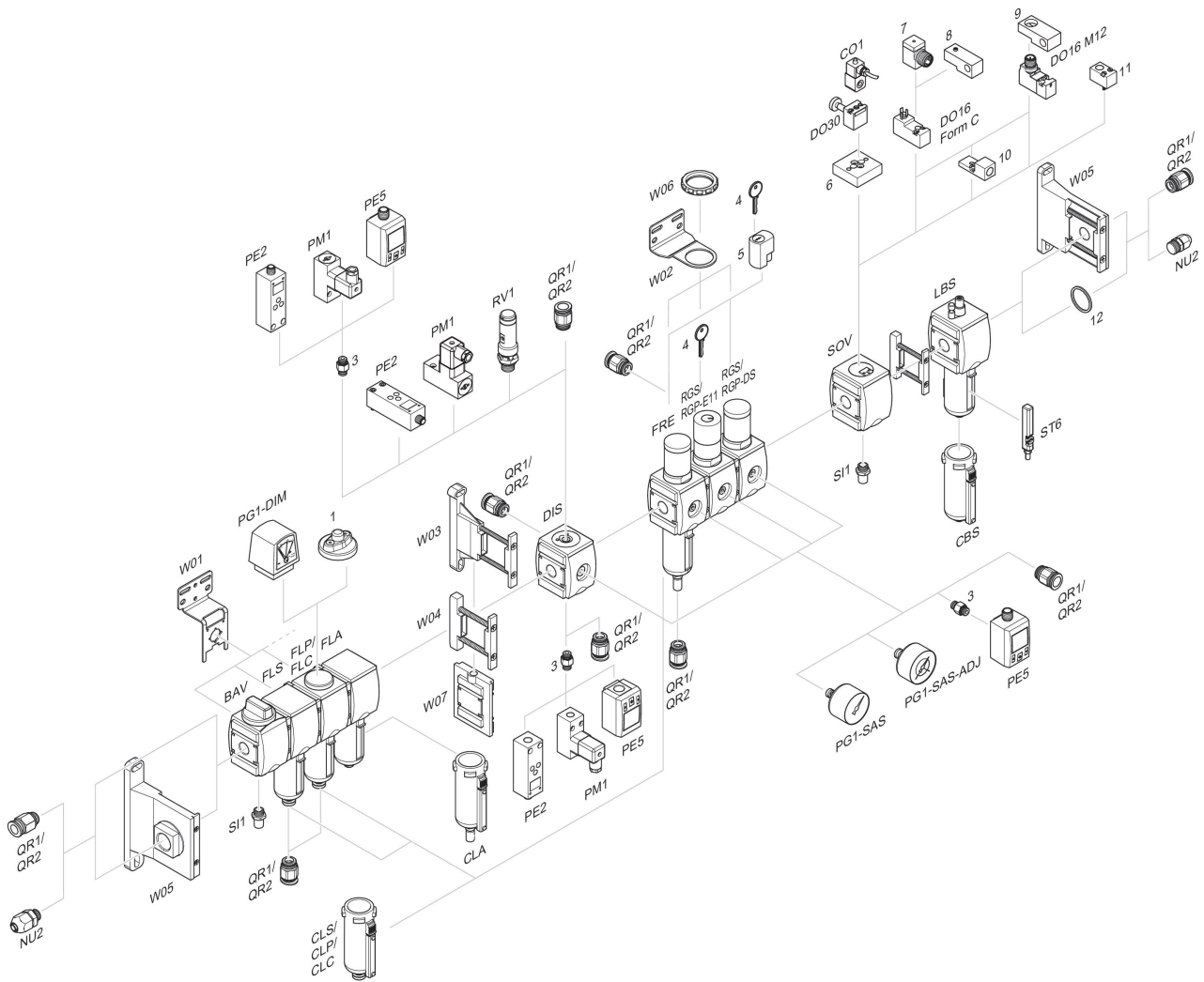
R412007336

PIN assignment sensor, plug, M12



Pin assignment: 1 = (+) 3 = (-) 4 = (OUT)

## Accessories overview



1 = contamination display 3 = Double nipple 4 = Key for E11 locking 5 = mortise lock 6 = Transition plate DO30 7 = Adapter, Series CON-VP 8 = Mounting aid DO16, form C 9 = Mounting aid DO16, M12 10 = Adapter for external pilot air 11 = Adapter pneumatic operation 12 = Sealing ring