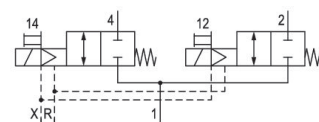


Series AV05

The AVENTICS Series AV03/AV05 provide a reliable basis for both compact handling systems and complex automation solutions. Within machine safety the Series AV03/AV05 offers intelligent solutions that significantly reduce your effort in creating a safe design. With the integration of the fieldbus and I/O-modules of the Series AES, also all requirements for distributed control are available. The Series AV03/AV05 is easy to configure, easy to use and easy to extend as well as IIoT futureproof thanks to the integration of OPC UA and the Digital Twin



Technical data

Industry

Industrial

Activation

Electrically

Valve type

Spool valve, positive overlapping

Switching principle

2x 2/2 NC/NC, with spring return

Valve function

NC/NC

Actuating control

Double Solenoid

Sealing principle

Soft seal

Connection type

Plate connection

Manual override

with detent

Pilot control exhaust

with directional pilot air exhaust

Nominal flow Q_n

580 l/min

Flow conductance b

0.29

Flow conductance C

1.17 l/(s*bar)

Min. working pressure

-0.9 bar

Max. working pressure

10 bar

Min. control pressure

3 bar

2x2/2-directional valve, Series AV05

2024-03-19

R422103316

Max. control pressure	8 bar
Protection class with connection	IP65
Protective circuit	Z-diode
Reverse polarity protection	Protected against polarity reversal
Operational voltage	24 V DC
Operational voltage DC	24 V
Voltage tolerance DC	-10% / +10%
Pilot	External
LED status display	Yellow
Power consumption DC	0.55 W
Duty cycle	100 %
Typ. switch-on time	16 ms
Typ. switch-off time	20 ms
Blocking principle	Base plate principle, multiple
Min. ambient temperature	-10 °C
Max. ambient temperature	60 °C
Min. medium temperature	-10 °C
Max. medium temperature	60 °C
Medium	Compressed air
Min. oil content of compressed air	0 mg/m ³
Max. oil content of compressed air	5 mg/m ³
Max. particle size	40 µm
Mounting screws	Hexalobular socket (TORX) ISO 10664-8
Mounting screw tightening torque	0.5 Nm
Weight	0.05 kg

Material

Housing material	Polyamide fiber-glass reinforced
Seal material	Acrylonitrile butadiene rubber Hydrogenated acrylonitrile butadiene rubber
Material front plate	Polyamide fiber-glass reinforced
Material end plate	Polyamide
Part No.	R422103316

Technical information

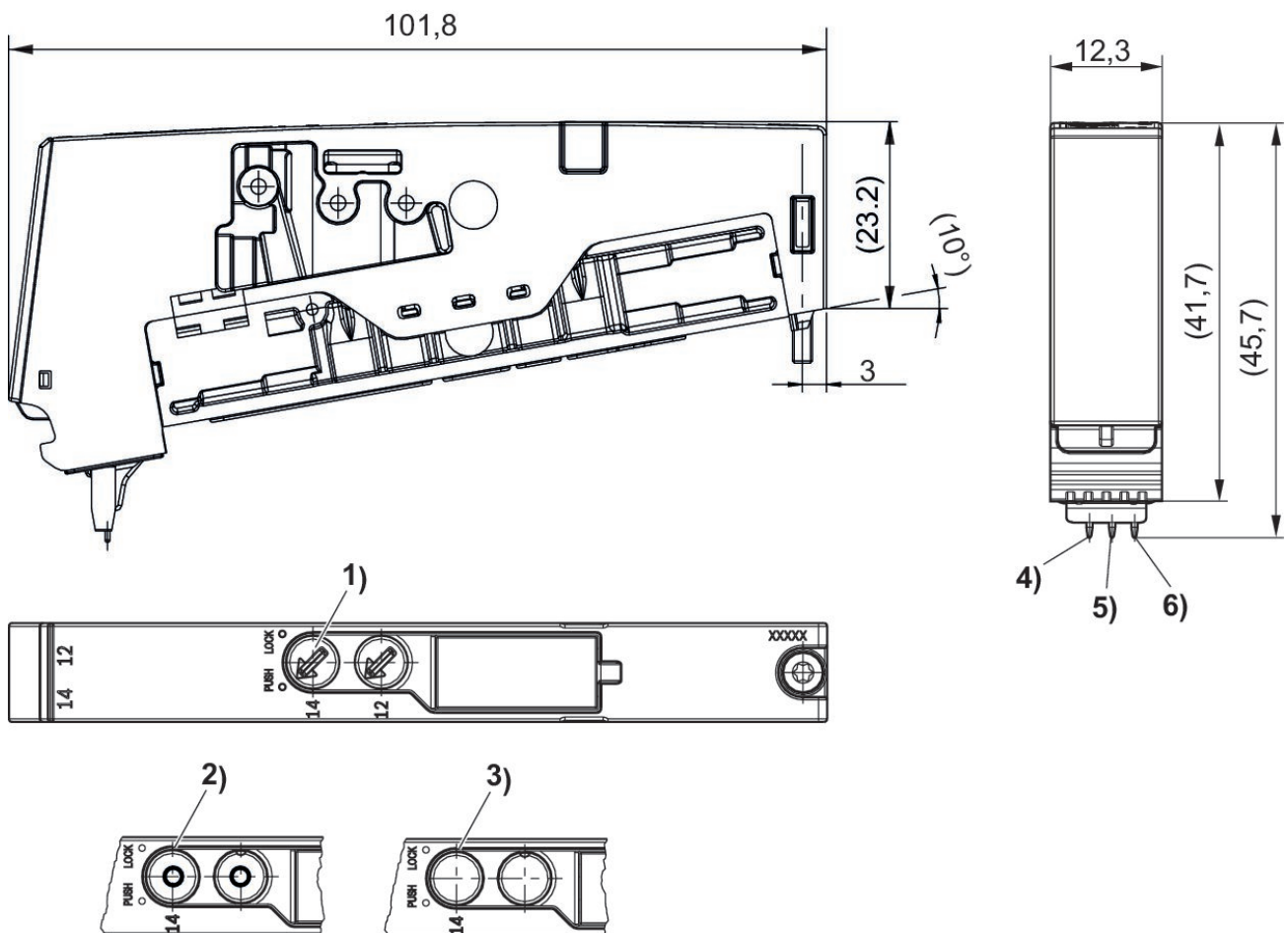
The min. control pressure must be adhered to, since otherwise faulty switching and valve failure may result!

The pressure dew point must be at least 15 °C less than ambient and medium temperature and may not exceed 3 °C.

The oil content of compressed air must remain constant during the life cycle.

Use only the approved oils from AVENTICS. Further information can be found in the "Technical information" document (available in <https://www.emerson.com/en-us/support>).

Dimensions



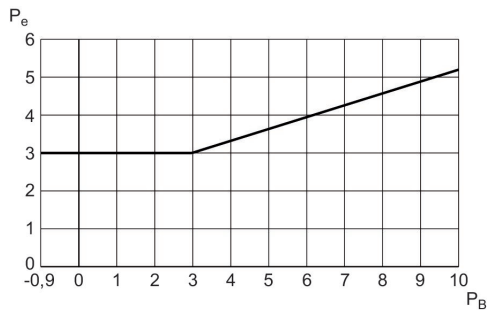
- 1) Manual override: with detent
- 2) manual override: without detent
- 3) Manual override: without detent
- 4) Coil 12
- 5) Coil 14
- 6) Ground

2x2/2-directional valve, Series AV05

2024-03-19

R422103316

Control pressure: see diagram for min., max. 8 bar



P_B = Working pressure
 P_e = external control pressure, min.