

AVENTICS Series BDC Field bus modules

Series AS-i, B-design

The AVENTICS Series BDC bus couplers can be used with a variety of valve systems within the HF-LG family. If you do not require I/O-modules, BDC is the ideal solution.



Technical data

Industry	Industrial
Version	Bus coupler with driver and inputs
Type	AS-i with inputs
Fieldbus protocol	AS-i
E/A capable	connection with I/O
I/O module version	4DI/4DO-AUX
Number of I/O connections	4 inputs / 4 outputs
Signal connection E/A type	Socket
Signal connection E/A thread size	M8
Fieldbus design	B-design
Min. ambient temperature	0 °C
Max. ambient temperature	50 °C
Max. number of solenoid coils	4
Current consumption electronics	0.05 A
Operating voltage, actuators	24 V DC
Protection class	IP65
Max. current consumption per coil	0.03 mA
Number of inputs	4
I/O Code	7

ID Code / ID2 Code	F / E
Generic emission standard in accordance with norm	EN 50295
Generic immunity standard in accordance with norm	EN 50295
Port valve system	Socket
Port valve system	2.0 mm strip
Port valve system	2x13-pin
Communication port , Thread size	Yellow AS-i flat cable
Electrical connection size	Black AS-i flat cable

Material

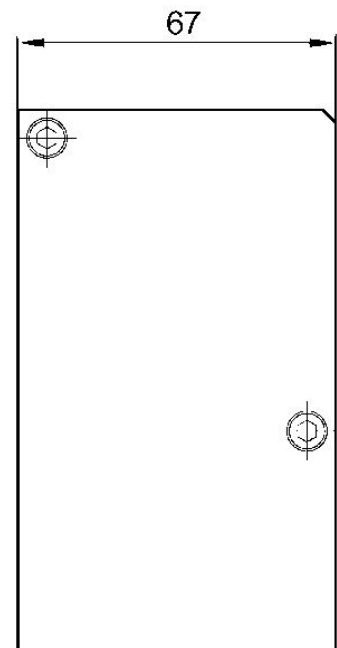
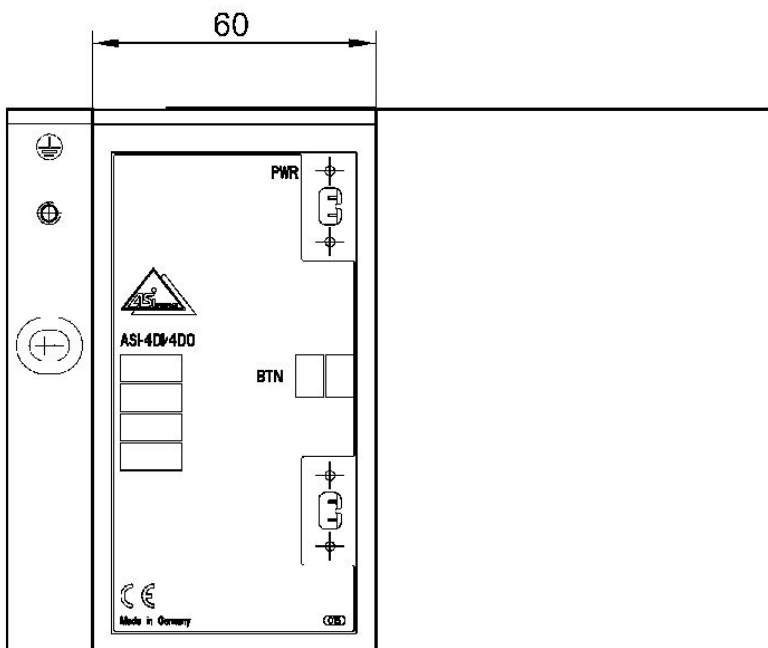
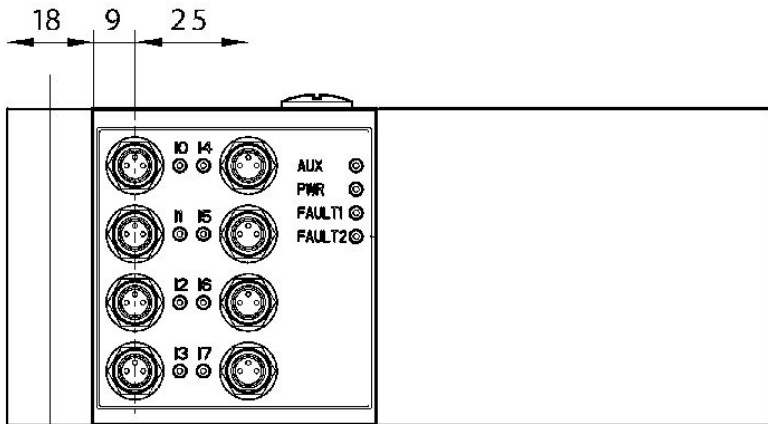
Housing material	Aluminum
Part No.	R412003487

Technical information

Caution: A reduced temperature range in accordance with the operating instructions may need to be considered in ATEX applications.

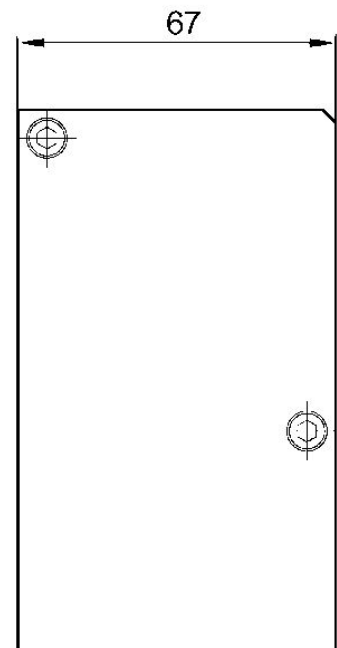
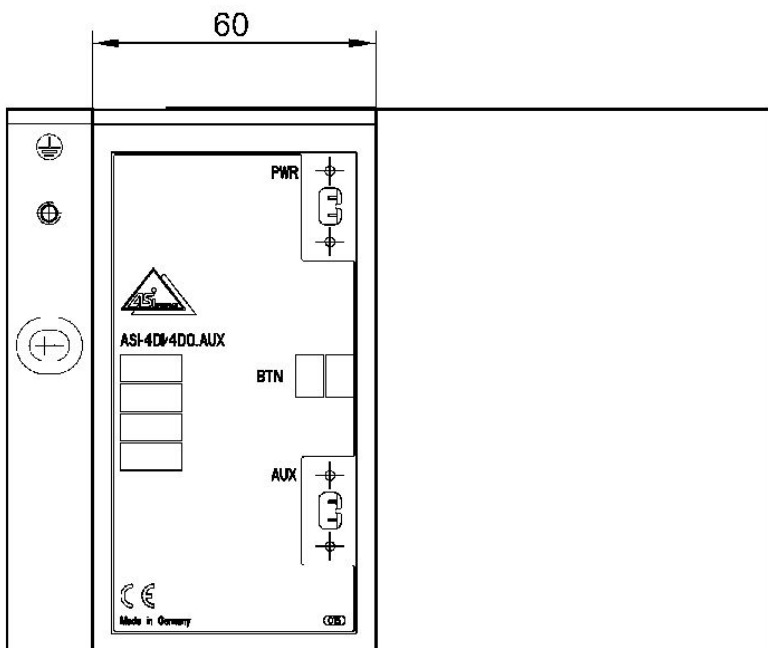
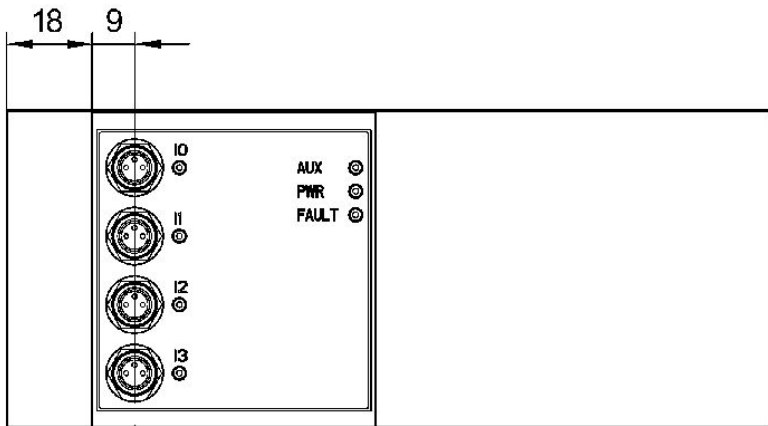
You will find assignment schemes for the product in the operating instructions, or contact the nearest AVENTICS sales office.

Fig. 2



8DI/8DO-AUX

Fig. 1



4DI/4DO-AUX