

## AVENTICS Series CCI Compact cylinders (ISO 21287)

The AVENTICS Series CCI (ISO 21287) cylinders stand for innovative, compact construction and an easy to clean design. The Series CCI (ISO 21287) is ideal for long strokes and increased requirements for optimized cycle times and moving masses. The sensors can be installed quickly and easily on all sides and over the entire cylinder lengths.



### Technical data

Industry	Industrial
Standards	ISO 21287
Piston Ø	63 mm
Stroke	5 mm
Ports	G 1/8
Functional principle	Single-acting, retracted without pressure
Cushioning	Elastic cushioning
Magnetic piston	Piston with magnet
Environmental requirements	Industry standard
Piston rod thread - type	External thread
Piston rod thread	M12x1,25
Piston rod	through
Scraper	Standard Industry Scraper
Pressure for determining piston forces	6,3 bar
Retracting piston force	82 N
Extracting piston force	1745 N
Min. ambient temperature	-20 °C
Max. ambient temperature	80 °C
Min. working pressure	1.5 bar

Max. working pressure	10 bar
Impact energy	0.75 J
Weight 0 mm stroke	0.811 kg
Weight +10 mm stroke	0.103 kg
Stroke max.	25 mm
Medium	Compressed air
Min. medium temperature	-20 °C
Max. medium temperature	80 °C
Max. particle size	50 µm
Min. oil content of compressed air	0 mg/m <sup>3</sup>
Max. oil content of compressed air	5 mg/m <sup>3</sup>

## Material

Piston rod	Stainless Steel
Scraper material	Polyurethane
Seal material	Polyurethane
Material, front cover	Aluminum
Cylinder tube	Aluminum
End cover	Aluminum
Nut for piston rod	Steel, chrome-plated
Part No.	R422001648

## Technical information

With cylinders with external thread extension, dimension "A" is increased by the value of the thread extension.

With cylinders with a piston rod extension, dimensions "WH" and "ZB" are increased by the value of the piston rod extension.

Piston Ø 50/63, stroke < 5 mm: AF= 11 mm

Piston Ø 80/100, stroke < 5 mm: AF= 15 mm

The pressure dew point must be at least 15 °C less than ambient and medium temperature and may not exceed 3 °C.

The oil content of compressed air must remain constant during the life cycle.

Use only the approved oils from AVENTICS. Further information can be found in the "Technical information" document (available in <https://www.emerson.com/en-us/support>).

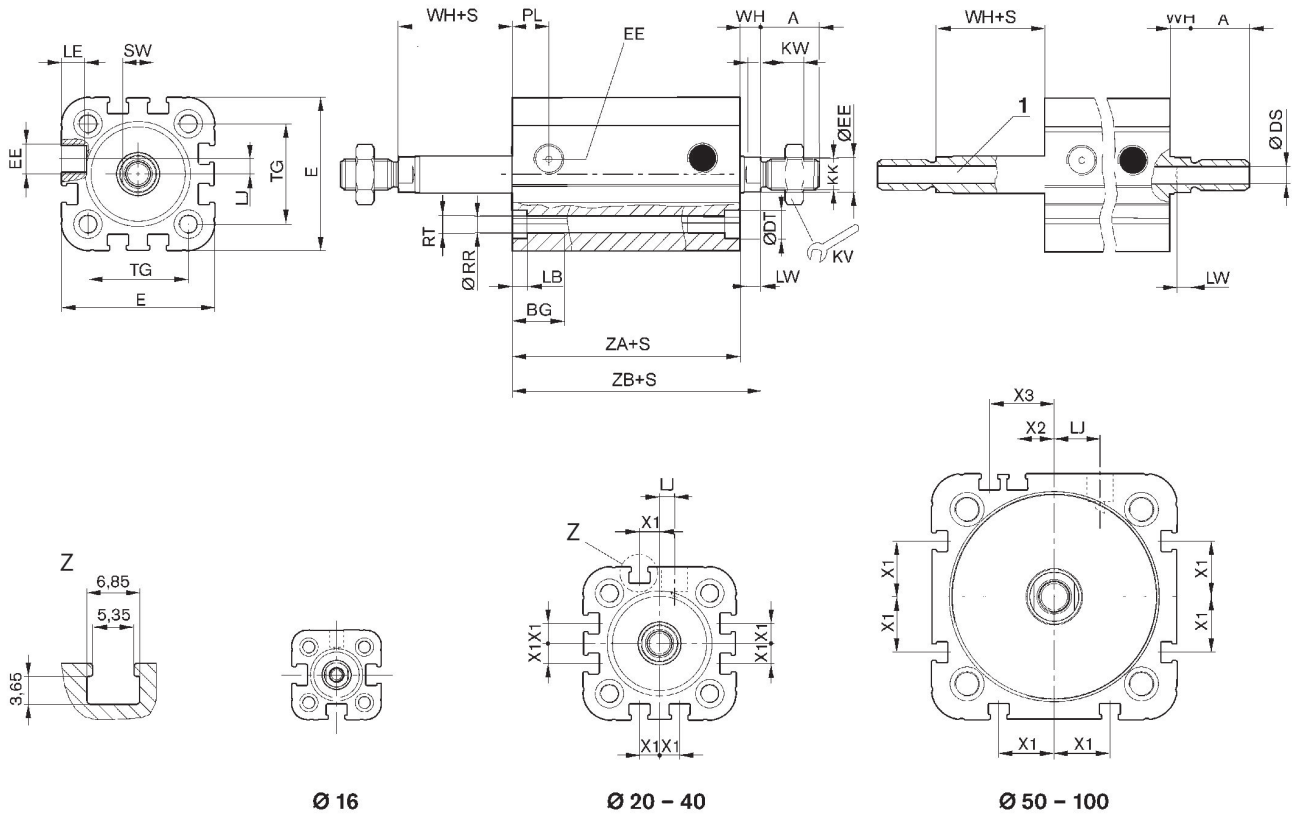
# Compact cylinder ISO 21287, Series CCI

series CCI

R422001648

2023-11-23

## Dimensions



1) Hollow piston rod (to be generated by Internet configurator)  
S = stroke

Piston Ø	A	AF	BG	Ø DS	DT	E	EE	KK Solid piston rod/hollow piston rod	KV
16	12	10	15	2	6	29.3	M5	M6 / M5	10
20	16	12	15.5	3.8	7.5	36.3	M5	M8 / G 1/8	13
25	16	12	15.5	3.8	8	40.3	M5	M8 / G 1/8	13
32	19	12	17	4.5	8.6	50	G 1/8	M10x1,25 / G 1/8	17
40	19	12	17	4.5	9.2	58	G 1/8	M10x1,25 / G 1/8	17
50	22	16	17	6	11	68.3	G 1/8	M12x1,25 / G 1/4	19
63	22	16	17	6	11	80	G 1/8	M12x1,25 / G 1/4	19
80	28	20	20	8	15	96	G 1/8	M16x1,5 / M16x1,5	24
100	28	20	20	8	15	116	G 1/8	M16x1,5 / M16x1,5	24

# Compact cylinder ISO 21287, Series CCI

series CCI

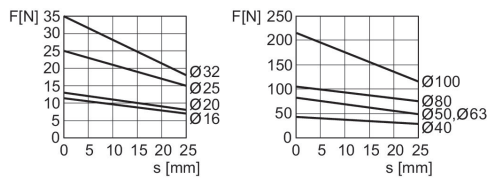
R422001648

2023-11-23

Piston Ø	KW	LB	LE	LJ	LW	MM f8	PL	RR	RT 6H
16	3	3.5	4.5	0	4	8	8	3.3	M4
20	4	4.5	4.5	4.5	4	10	10	4.2	M5
25	4	4.5	4.5	4	4	10	10	4.2	M5
32	5	5	7.5	4.85	4.5	12	12	5.1	M6
40	5	5	7.5	9.85	4.5	12	12	5.1	M6
50	6	5	7.5	12	6	16	12	6.7	M8
63	6	5	7.5	14.8	6	16	12	6.7	M8
80	8	5	7.5	22	7	20	14	8.5	M10
100	8	5	7.5	27	7	25	16.5	8.5	M10

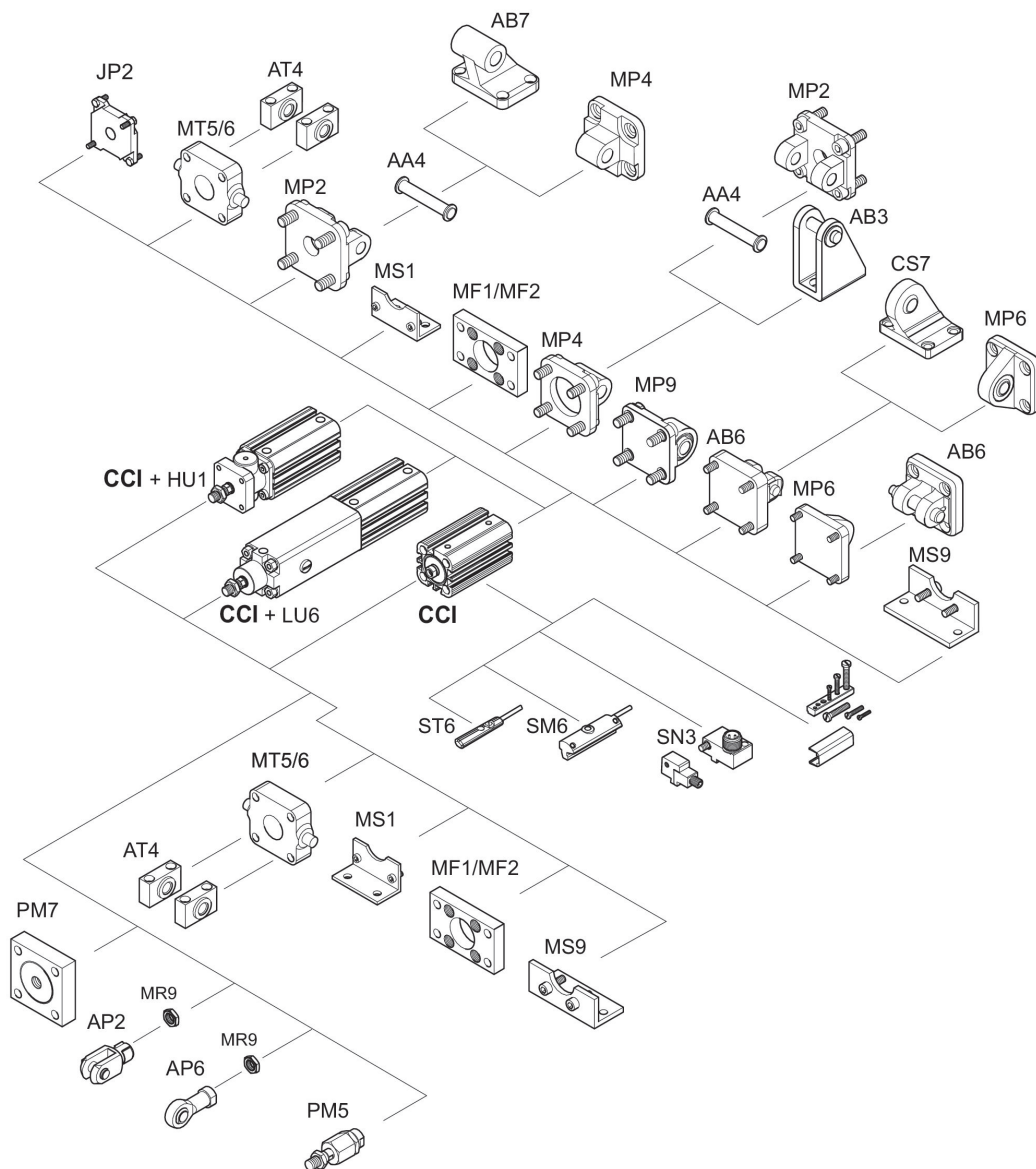
Piston Ø	SW	TG	WH	X1	X2	X3	ZA	ZB
16	7	18	4,8 ±0,9	–	–	–	34,9 ±0,1	39,7 ±0,8
20	8	22	5,6 ±0,9	4.2	–	–	37,3 ±0,1	43,6 ±0,8
25	8	26	5,6 ±0,9	4.5	–	–	39 ±0,1	44,5 ±0,9
32	10	32.5	7,4 ±0,9	6.5	–	–	44 ±0,1	51,4 ±1
40	10	38	7,4 ±0,9	11	–	–	45 ±0,1	52,4 ±1
50	13	46.5	8,4 ±0,9	13	4	13	45,5 ±0,1	53,6 ±1
63	13	56.5	8,5 ±0,9	18	12	21	49 ±0,1	57,4 ±1
80	16	72	9,8 ±1	18	16.5	25.5	54,7 ±0,1	64,4 ±1
100	21	89	9,8 ±1	20	20	29	67 ±0,1	76,7 ±1

## Extracting piston force



F = spring return force, s = return stroke

## Overview drawing



NOTE: This overview drawing is only for orientation to indicate where the various accessory parts can be fastened to the cylinder. The illustration has been simplified for this purpose. It is thus not possible to derive the dimensions from this overview.