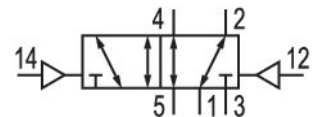



5/2-directional valve, CD01-PA

5714003520

ISO 15407-1, 26 mm, series CD01-PA

■ $Q_n = [[650] \text{ l/min}] \dots [[1010] \text{ l/min}]$



Technical data

Industry
Industrial

Activation
Pneumatically

Nominal flow Q_n
1010 l/min

Compressed air connection output
base plate DIN ISO 15407-1

Connection type
Plate connection

Working pressure min.
-0.95 bar

Working pressure max
16 bar

Sealing principle
Soft Seal

ATEX
suitable for ATEX

Certificates
Free of substances that impair surface wetting in the coating process

Standards
ISO 15407-1

Valve type
Spool valve, positive overlapping

Version
26 mm

Control pressure min.
2 bar

Control pressure max.
16 bar

Min. ambient temperature
-15 °C

Max. ambient temperature
50 °C

Min. medium temperature
-15 °C

Max. medium temperature
50 °C

Medium
Compressed air

Max. particle size
50 µm

Oil content of compressed air min.
0 mg/m³

Oil content of compressed air max.
5 mg/m³

Compressed air connection input
base plate DIN ISO 15407-1

Nominal flow Q_n 1 to 2
1010 l/min

Nominal flow Q_n 2 to 3
1010 l/min

Mounting screw
M4 with hexagon socket

Mounting screw tightening torque
2.5 Nm

Weight
0.16 kg

Housing material

Polyamide
Polyoxymethylene

Seal material

Acrylonitrile butadiene rubber

Part No.

5714003520

Technical information

The min. control pressure must be adhered to, since otherwise faulty switching and valve failure may result!

The pressure dew point must be at least 15 °C under ambient and medium temperature and may not exceed 3 °C .

The oil content of compressed air must remain constant during the life cycle.

Use only the approved oils from AVENTICS. Further information can be found in the “Technical information” document (available in <https://www.emerson.com/en-us/support>).

Dimensions

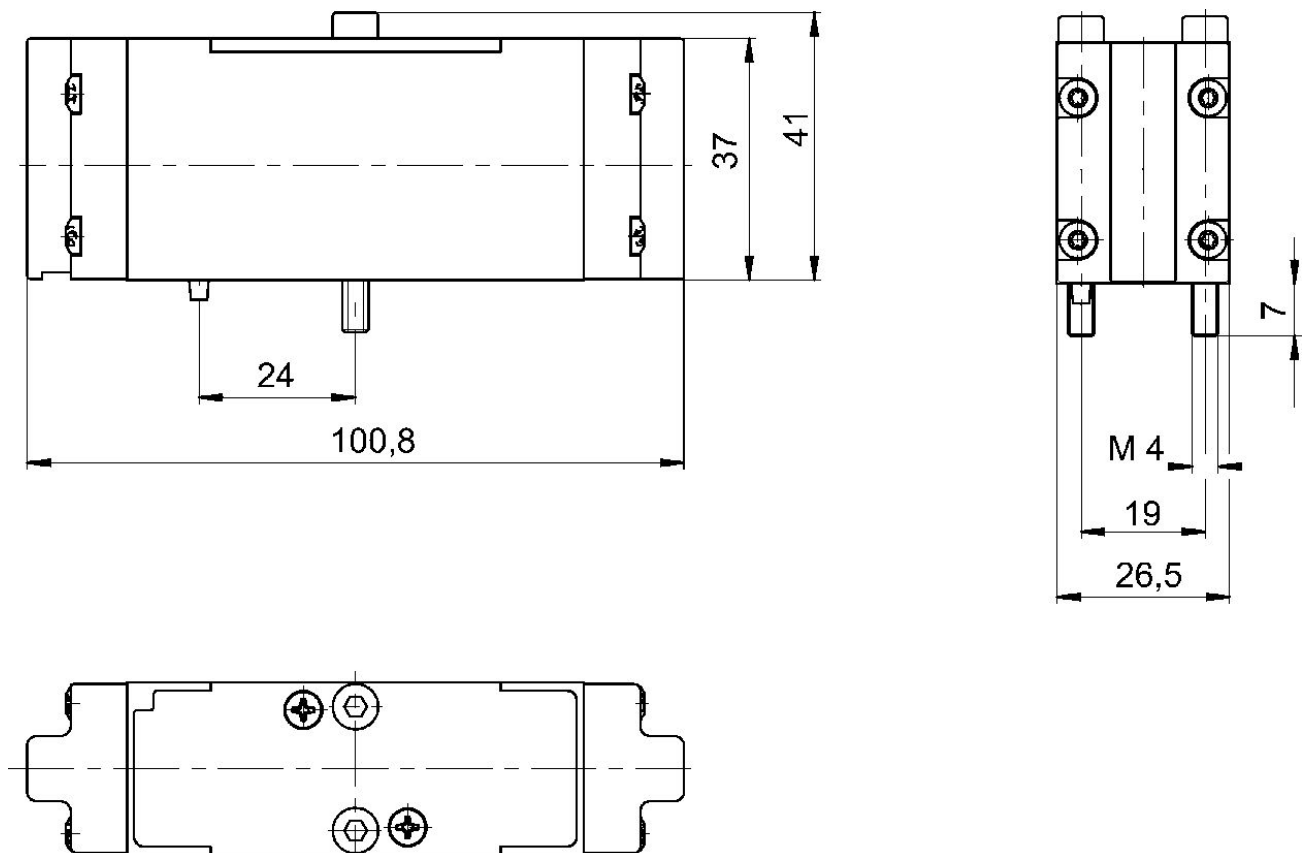
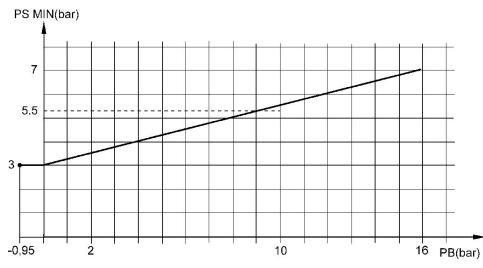


Diagram Control pressure



P_B = Working pressure
PS = control pressure