

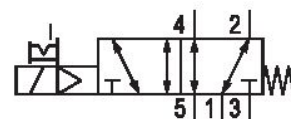

5/2-directional valve, Series CD07

5776025270

General series information

AVENTICS Series CD07 Directional valves

- The AVENTICS Series CD consists of various spool valves with an extremely durable die-cast zinc housing. Its electrical, pneumatic, or mechanical actuating controls (roller, lever, pedal, or plunger) make the Series CD ideal for applications in harsh environments.
- For demanding environments



Technical data

Industry

Industrial

Activation

Electrically

Frame size

CD07

Valve type

Spool valve, positive overlapping

Switching principle

5/2, with spring return

Actuating control

Single Solenoid

Sealing principle

soft seal

Connection type

Pipe connection

Manual override

with detent

Compressed air connection

M14x1,5

Compressed air connection input

M14x1,5

Compressed air connection output

M14x1,5

Compressed air connection, exhaust

M14x1,5

Pilot control exhaust

with directional pilot air exhaust

Compressed air connection pilot exhaust

M5

Nominal flow Qn	1200 l/min
Nominal flow Qn 1 to 2	1200 l/min
Nominal flow Qn 2 to 3	1200 l/min
Working pressure min.	3 bar
Working pressure max	10 bar
Control pressure min.	3 bar
Control pressure max.	10 bar
Electrical connection type	Plug
Electrical connection size	EN 175301-803, form A
Electrical connection number of poles	3-pin
Connector standard	EN 175301-803:2006
Protection class with connection	IP65
Reverse polarity protection	Protected against polarity reversal
Operational voltage AC at 50 Hz	110 V
Voltage tolerance AC 50 Hz	-20% / +10%
Operational voltage AC at 60 Hz	110 V
Voltage tolerance AC 60 Hz	-10% / +20%
Pilot	Internal
Coil width	30 mm
Pilot valve width	30 mm
Compatibility index	13 14
Holding power AC 50 Hz	4.3 VA
Holding power AC 60 Hz	3.3 VA
Switch-on power AC 50 Hz	6.8 VA
Switch-on power AC 60 Hz	5.7 VA
Duty cycle	100 %
Typ. switch-on time	25 ms
Typ. switch-off time	45 ms
Temperature resistance	-25 °C cold-resistant
Min. ambient temperature	-25 °C
Max. ambient temperature	50 °C
Min. medium temperature	-25 °C
Max. medium temperature	50 °C
Medium	Compressed air

Oil content of compressed air min.	0 mg/m ³
Oil content of compressed air max.	1 mg/m ³
Max. particle size	50 µm
Mounting on manifold strip	P-strip PRS strip
Weight	0.57 kg

Material

Housing material	Polyamide fiber-glass reinforced Die cast zinc
Seal material	Acrylonitrile butadiene rubber
Part No.	5776025270

Technical information

ATEX optional: ATEX version can be produced by combining the basic valve without coil with an ATEX coil. ATEX ID: see ATEX coils catalog page.

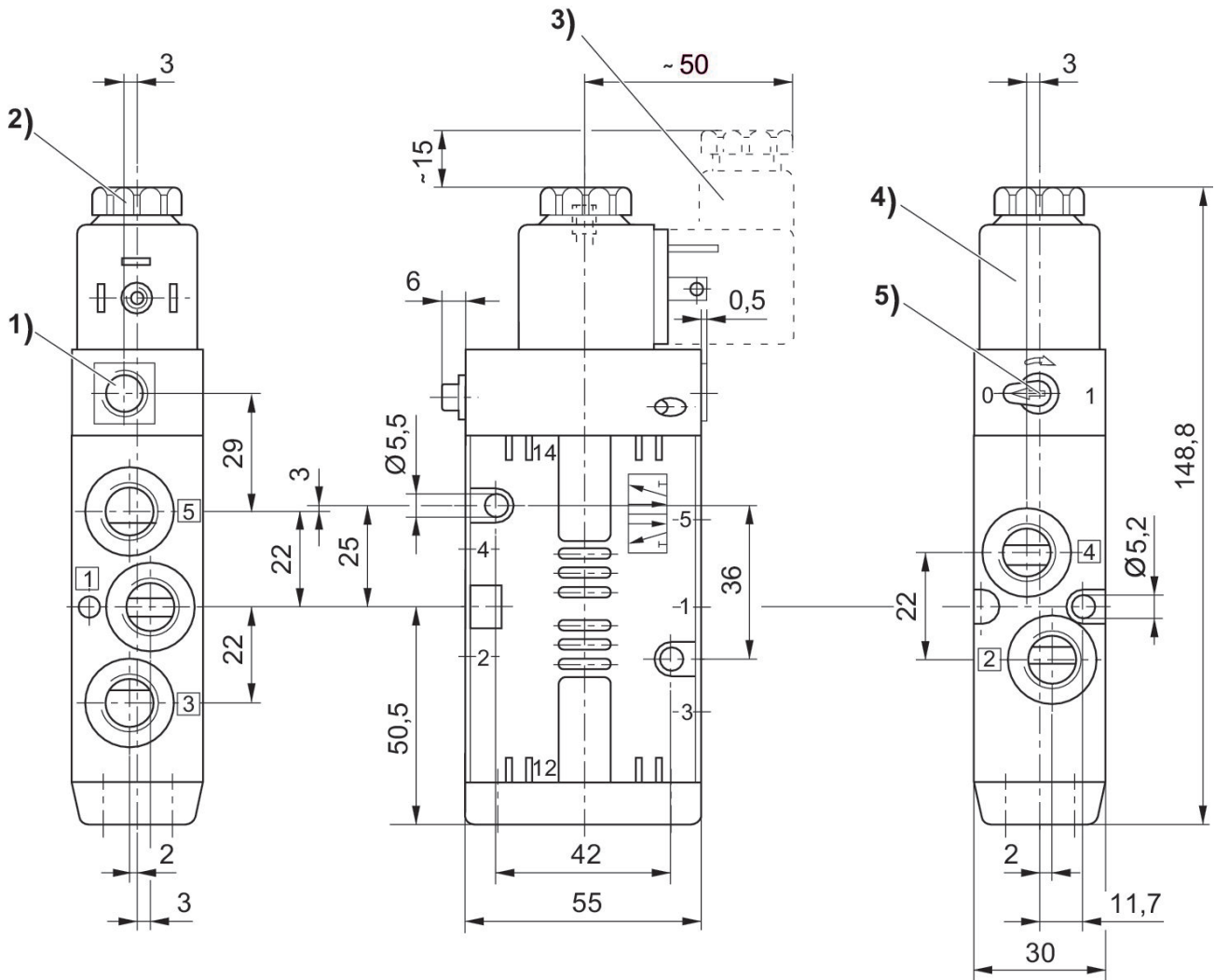
The min. control pressure must be adhered to, since otherwise faulty switching and valve failure may result!

The pressure dew point must be at least 15 °C less than ambient and medium temperature and may not exceed 3 °C.

The oil content of compressed air must remain constant during the life cycle.

Use only the approved oils from AVENTICS. Further information can be found in the "Technical information" document (available in <https://www.emerson.com/en-us/support>).

Dimensions



- 1) Only with separate pilot control G 1/8 2) After removal of cap M5 internal thread 3) Valve plug connector
4) Coil can be plugged at 45° intervals 5) Manual override