

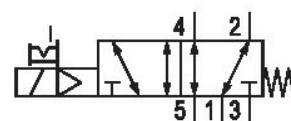

5/2-directional valve, Series CD07

5776075280

General series information

AVENTICS Series CD07 Directional valves

- The AVENTICS Series CD consists of various spool valves with an extremely durable die-cast zinc housing. Its electrical, pneumatic, or mechanical actuating controls (roller, lever, pedal, or plunger) make the Series CD ideal for applications in harsh environments.
- For demanding environments



Technical data

Industry

Activation

Frame size

Valve type

Switching principle

Actuating control

Sealing principle

Connection type

Manual override

Industrial

Electrically

CD07

Spool valve, positive overlapping

5/2, with spring return

Single Solenoid

soft seal

Pipe connection

with detent

Compressed air connection

Standard compressed air connection

Compressed air connection input

Compressed air connection output

Compressed air connection, exhaust

Pilot control exhaust

G 1/4

according to ISO 228-1

G 1/4

G 1/4

G 1/4

with directional pilot air exhaust

Nominal flow Qn	1200 l/min
Nominal flow Qn 1 to 2	1200 l/min
Nominal flow Qn 2 to 3	1200 l/min
Working pressure min.	3 bar
Working pressure max	10 bar
Control pressure min.	3 bar
Control pressure max.	10 bar
Electrical connection type	Plug
Electrical connection size	EN 175301-803, form A
Electrical connection number of poles	3-pin
Connector standard	EN 175301-803:2006
Protection class with connection	IP65
Reverse polarity protection	Protected against polarity reversal
Operational voltage AC at 50 Hz	230 V
Voltage tolerance AC 50 Hz	-20% / +10%
Operational voltage AC at 60 Hz	230 V
Voltage tolerance AC 60 Hz	-10% / +20%
Pilot	Internal
Coil width	30 mm
Pilot valve width	30 mm
Compatibility index	13 14
Holding power AC 50 Hz	4.8 VA
Holding power AC 60 Hz	4.1 VA
Switch-on power AC 50 Hz	6.9 VA
Switch-on power AC 60 Hz	5.8 VA
Duty cycle	100 %
Typ. switch-on time	25 ms
Typ. switch-off time	45 ms
Min. ambient temperature	-25 °C
Max. ambient temperature	50 °C
Min. medium temperature	-25 °C
Max. medium temperature	50 °C
Medium	Compressed air
Oil content of compressed air min.	0 mg/m ³

Oil content of compressed air max.	1 mg/m ³
Max. particle size	50 µm
Mounting on manifold strip	P-strip PRS strip
Weight	0.57 kg

Material

Housing material	Die cast zinc Polyamide fiber-glass reinforced
Seal material	Acrylonitrile butadiene rubber
Part No.	5776075280

Technical information

ATEX optional: ATEX version can be produced by combining the basic valve without coil with an ATEX coil. ATEX ID: see ATEX coils catalog page.

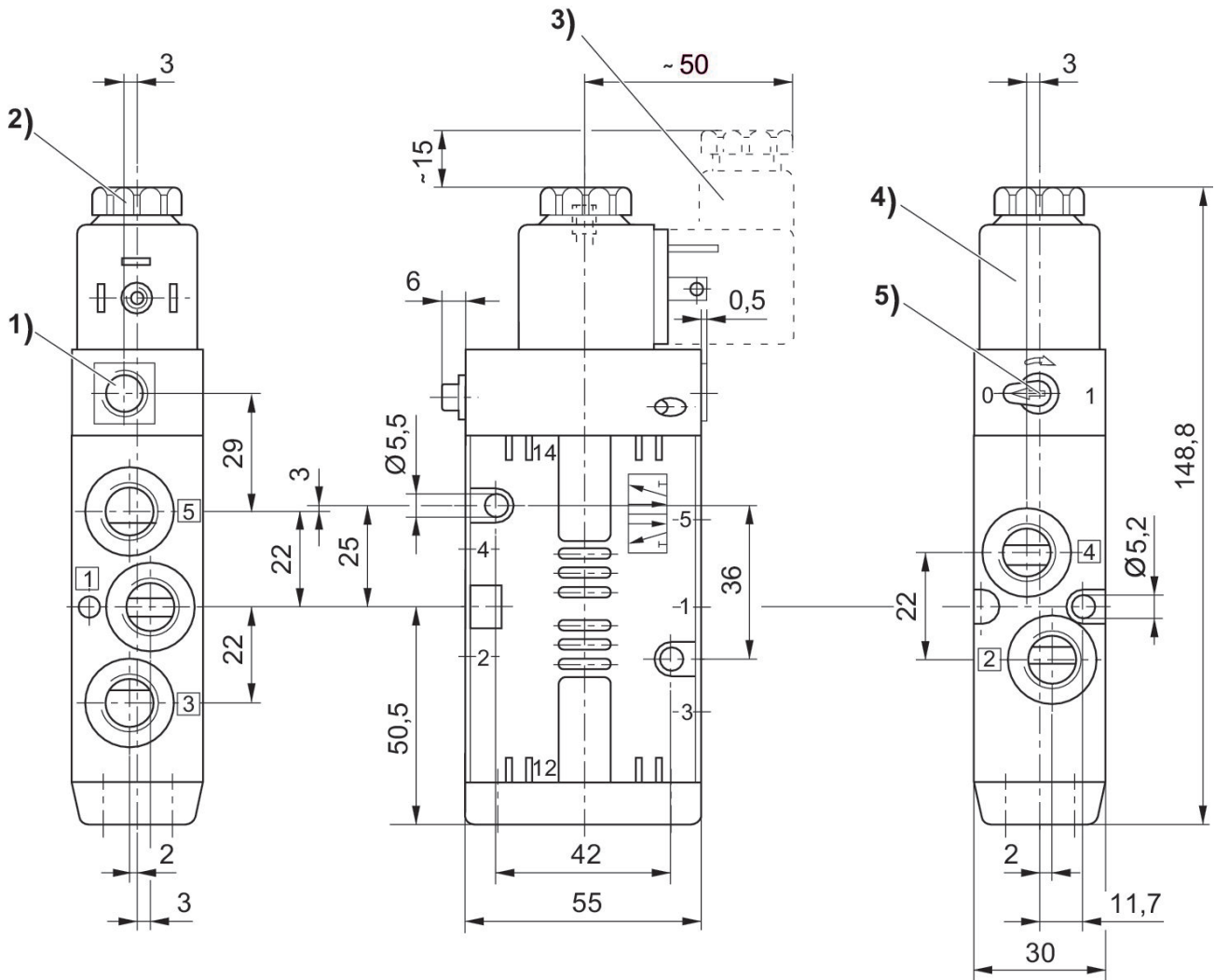
The min. control pressure must be adhered to, since otherwise faulty switching and valve failure may result!

The pressure dew point must be at least 15 °C less than ambient and medium temperature and may not exceed 3 °C.

The oil content of compressed air must remain constant during the life cycle.

Use only the approved oils from AVENTICS. Further information can be found in the "Technical information" document (available in <https://www.emerson.com/en-us/support>).

Dimensions



- 1) Only with separate pilot control G 1/8 2) After removal of cap M5 internal thread 3) Valve plug connector
4) Coil can be plugged at 45° intervals 5) Manual override