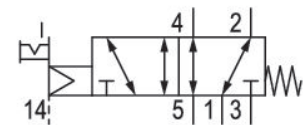



# 5/2-directional valve, Series CD07

5776085302

General series information  
AVENTICS Series CD07 Directional valves

- The AVENTICS Series CD consists of various spool valves with an extremely durable die-cast zinc housing. Its electrical, pneumatic, or mechanical actuating controls (roller, lever, pedal, or plunger) make the Series CD ideal for applications in harsh environments.
- For demanding environments



## Technical data

Industry  
Activation  
Frame size  
Valve type  
basic valve with electrical connector  
Switching principle  
Actuating control  
Sealing principle  
Connection type  
Manual override

Industrial  
Electrically  
CD07  
Spool valve, positive overlapping  
Basic valve without coil  
5/2, with spring return  
Single Solenoid  
soft seal  
Pipe connection  
with detent

Compressed air connection  
Standard compressed air connection  
Compressed air connection input  
Compressed air connection output  
Compressed air connection, exhaust

G 1/4  
according to ISO 228-1  
G 1/4  
G 1/4  
G 1/4

Pilot control exhaust	with directional pilot air exhaust
Compressed air connection pilot input	G 1/8
Compressed air connection pilot exhaust	M5
Nominal flow Qn	1200 l/min
Nominal flow Qn 1 to 2	1200 l/min
Nominal flow Qn 2 to 3	1200 l/min
Working pressure min.	-0.95 bar
Working pressure max	10 bar
Control pressure min.	3 bar
Control pressure max.	10 bar
Electrical connection type	Plug
Electrical connection size	EN 175301-803, form A
Electrical connection number of poles	3-pin
Connector standard	EN 175301-803:2006
Reverse polarity protection	Protected against polarity reversal
Pilot	External
Pilot valve width	30 mm
Compatibility index	13 14
Duty cycle	100 %
Certificates	ATEX optional
ATEX	ATEX optional
Min. ambient temperature	-25 °C
Max. ambient temperature	50 °C
Min. medium temperature	-25 °C
Max. medium temperature	50 °C
Medium	Compressed air
Oil content of compressed air min.	0 mg/m <sup>3</sup>
Oil content of compressed air max.	1 mg/m <sup>3</sup>
Max. particle size	50 µm
Mounting on manifold strip	P-strip PRS strip

## Material

Housing material	Die cast zinc Polyamide fiber-glass reinforced
Seal material	Acrylonitrile butadiene rubber
Part No.	5776085302

## Technical information

ATEX optional: ATEX version can be produced by combining the basic valve without coil with an ATEX coil. ATEX ID: see ATEX coils catalog page.

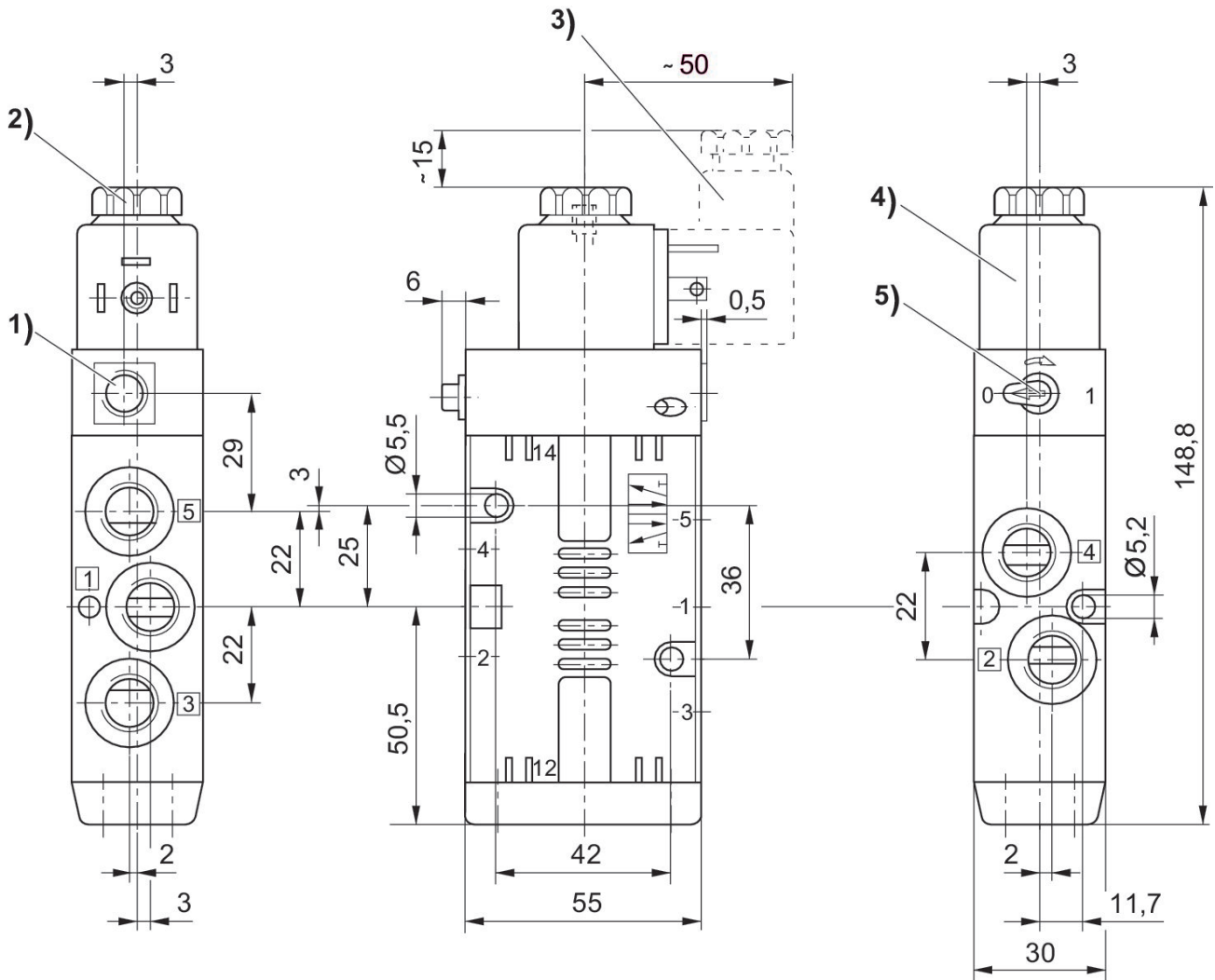
The min. control pressure must be adhered to, since otherwise faulty switching and valve failure may result!

The pressure dew point must be at least 15 °C less than ambient and medium temperature and may not exceed 3 °C.

The oil content of compressed air must remain constant during the life cycle.

Use only the approved oils from AVENTICS. Further information can be found in the "Technical information" document (available in <https://www.emerson.com/en-us/support>).

## Dimensions



- 1) Only with separate pilot control G 1/8 2) After removal of cap M5 internal thread 3) Valve plug connector  
4) Coil can be plugged at 45° intervals 5) Manual override