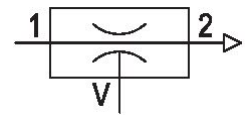


AVENTICS Series EMS Ejectors

The AVENTICS Series EMS features an extremely compact design that can be installed flexibly near the suction points for quick response time and offers high energy efficiency due to its sophisticated nozzle geometry. With the Venturi nozzles connected in Series, they offer an enormous suction capacity with maximum efficiency, covering a wide range of vacuum applications. Depending on the properties of the workpiece being moved, the ejectors are available in two basic versions and three performance categories. The Series EMS multistage injectors are ideal for applications requiring a high flow with a low vacuum.



Technical data

Industry	Industrial
Activation	Pneumatically
with silencer	with silencer
Min. working pressure	2 bar
Max. working pressure	6 bar
Working pressure p.opt.	4.5 bar
Min. ambient temperature	0 °C
Max. ambient temperature	60 °C
Min. medium temperature	0 °C
Max. medium temperature	60 °C
Medium	Compressed air
Min. oil content of compressed air	0 mg/m ³
Max. oil content of compressed air	1 mg/m ³
Max. particle size	5 µm
Max. suction capacity	432 l/min
Air consumption at p.opt.	177 l/min
Max. vacuum level at p.opt.	60 %
Sound pressure level intake effect	57 dB
Sound pressure level intake effect	70 dB

Multistage ejector, Series EMS

Series EMS

R412026099

2024-03-07

Weight	0.8 kg
Housing material	Polyamide
Seal material	Acrylonitrile butadiene rubber
Nozzle material	Aluminum
Silencer material	Polyurethane
Part No.	R412026099

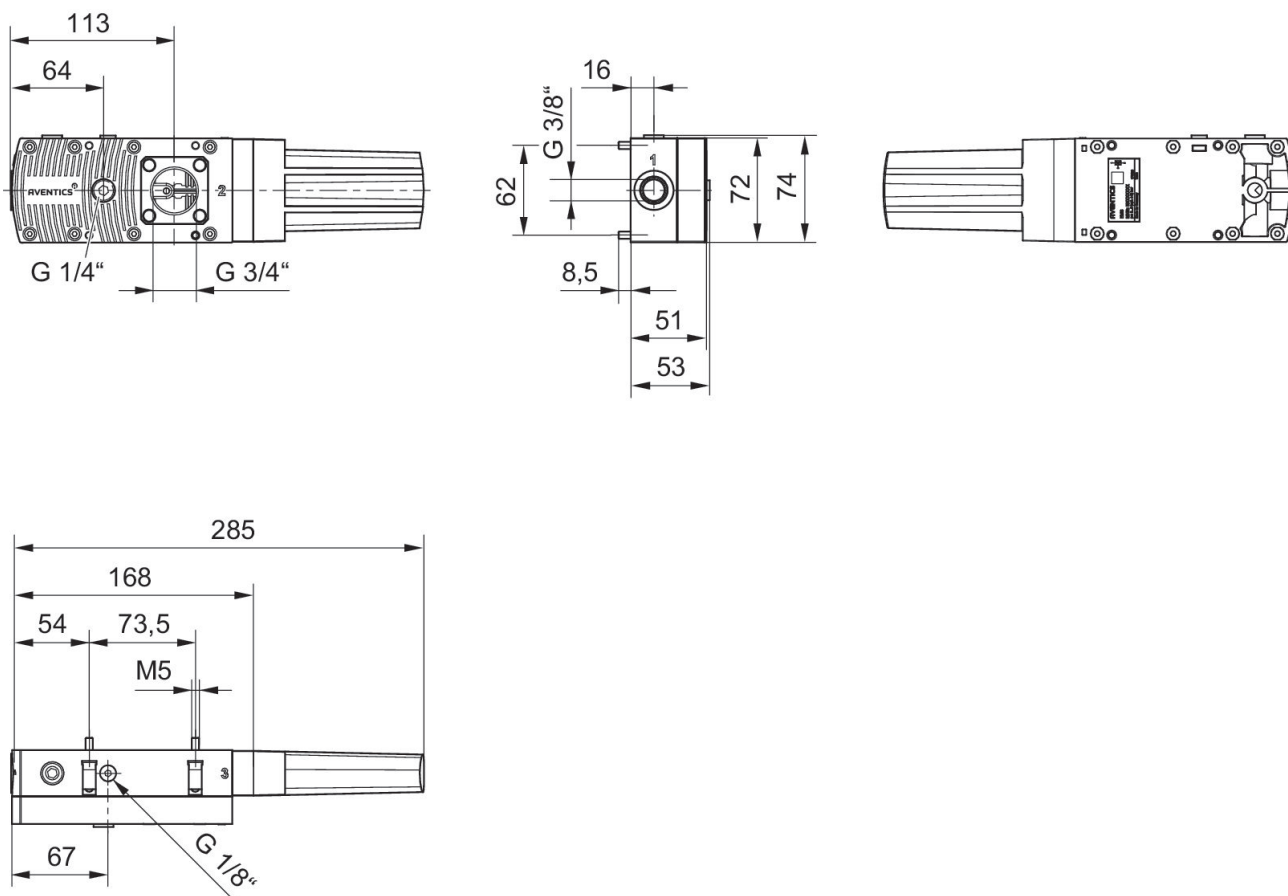
Technical information

Note: All data refers to an ambient pressure of $[[1,013]$ bar] and an ambient temperature of $[[20]^{\circ}\text{C}]$.

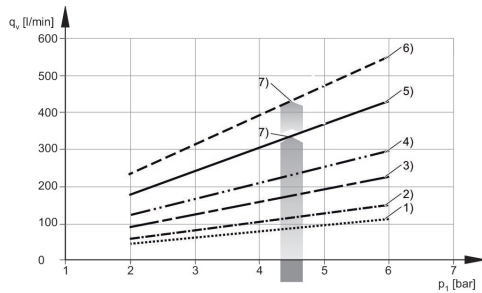
The pressure dew point must be at least 15°C less than ambient and medium temperature and may not exceed 3°C .

The oil content of compressed air must remain constant during the life cycle.

Dimensions

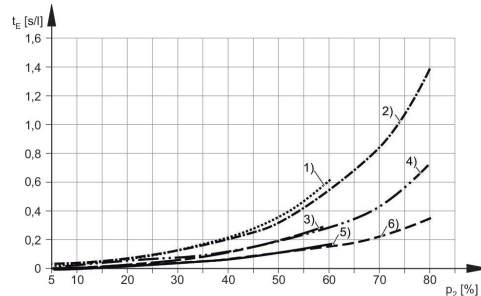


Air consumption q_v depending on working pressure p_1



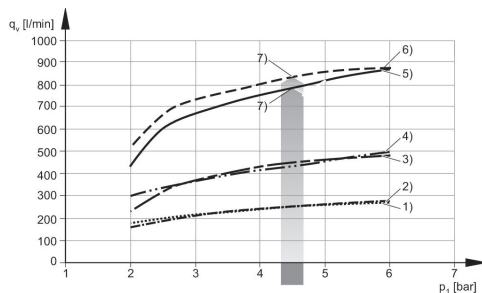
- 1) EMS-PT-25-HF
- 2) EMS-PT-25-HV
- 3) EMS-PT-50-HF
- 4) EMS-PT-50-HV
- 5) EMS-PT-100-HF
- 6) EMS-PT-100-HV
- 7) optimum working pressure

Evacuation time t_E depending on vacuum p_2 for 1 l volume (with optimal operating pressure p_{1opt})



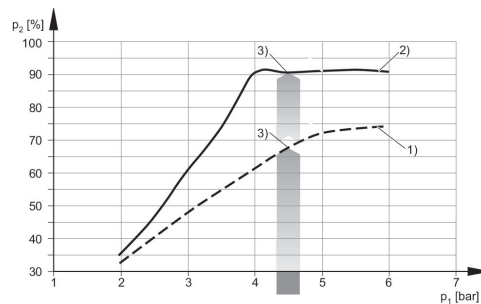
- 1) EMS-PT-25-HF
- 2) EMS-PT-25-HV
- 3) EMS-PT-50-HF
- 4) EMS-PT-50-HV
- 5) EMS-PT-100-HF
- 6) EMS-PT-100-HV

Suction capacity q_s depending on working pressure p_1



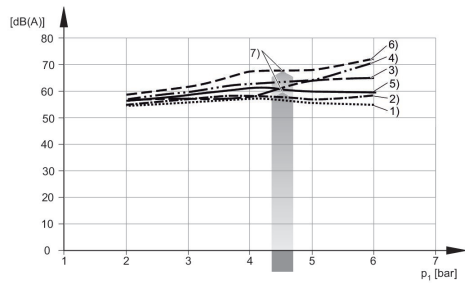
- 1) EMS-PT-25-HV
- 2) EMS-PT-25-HF
- 3) EMS-PT-50-HF
- 4) EMS-PT-50-HV
- 5) EMS-PT-100-HV
- 6) EMS-PT-100-HF
- 7) optimum working pressure

Vacuum p_2 depending on working pressure p_1



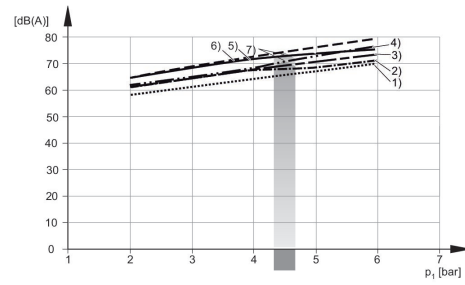
- 1) EMS-PT-25/50-HF
- 2) EMS-PT-25/50-HV
- 3) optimum working pressure

Noise level, suctioned



- 1) EMS-PT-25-HF
- 2) EMS-PT-25-HV
- 3) EMS-PT-50-HF
- 4) EMS-PT-50-HV
- 5) EMS-PT-100-HF
- 6) EMS-PT-100-HV
- 7) optimum working pressure

Noise level at free suctioning



- 1) EMS-PT-25-HF
- 2) EMS-PT-25-HV
- 3) EMS-PT-50-HF
- 4) EMS-PT-50-HV
- 5) EMS-PT-100-HF
- 6) EMS-PT-100-HV
- 7) optimum working pressure

Circuit diagram

EMS-PT

