

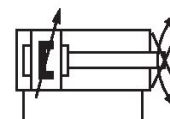
Mini cylinder, Series MNI

R480680363

AVENTICS
Series
MNI Mini
cylinders
(ISO 6432)

AVENTICS Series MNI Mini cylinders (ISO 6432)

The AVENTICS Series MNI (ISO 6432) round cylinders for general machine construction are characterized by its robust and long service life.



Technical data

Industry	Industrial
Standards	ISO 6432
Piston Ø	20 mm
Stroke	250 mm
Ports	G 1/8
Functional principle	Double-acting
Cushioning	Pneumatic adjustable cushioning
Magnetic piston	Piston with magnet
Environmental requirements	Industry standard
Piston rod thread - type	External thread
Piston rod thread	M8
Piston rod	non-rotating
Scraper	Standard Industry Scraper
Pressure for determining piston forces	6,3 bar
Retracting piston force	171 N
Extracting piston force	198 N
Min. ambient temperature	-25 °C
Max. ambient temperature	80 °C
Min. working pressure	1 bar

Mini cylinder, Series MNI

R480680363

AVENTICS
Series
MNI Mini
cylinders
(ISO 6432)

2024-04-11

Max. working pressure	10 bar
Cushioning length	13 mm
Cushioning energy	1.5 J
Max. torque for torsion protection	0.25 Nm
Rotation angle tolerance (\pm)	2.5 °
Weight	0.169 kg
Weight 0 mm stroke	0.16 kg
Weight +10 mm stroke	0.009 kg
Stroke max.	1100 mm
Medium	Compressed air
Min. medium temperature	-25 °C
Max. medium temperature	80 °C
Max. particle size	50 μ m
Min. oil content of compressed air	0 mg/m ³
Max. oil content of compressed air	5 mg/m ³
Clamping piece for magnetic field sensor necessary	Clamping piece for magnetic field sensor necessary

Material

Piston rod	Stainless Steel
Piston material	Brass Aluminum
Scraper material	Polyurethane
Seal material	Acrylonitrile butadiene rubber Polyurethane
Material, front cover	Aluminum
Cylinder tube	Stainless Steel
End cover	Aluminum
Nut for cylinder mounting	Steel, chrome-plated
Nut for piston rod	Steel, chrome-plated
Part No.	R480680363

Mini cylinder, Series MNI

R480680363

AVENTICS
Series
MNI Mini
cylinders
(ISO 6432)

2024-04-11

Technical information

ATEX-certified cylinders can be generated in the Internet configurator.

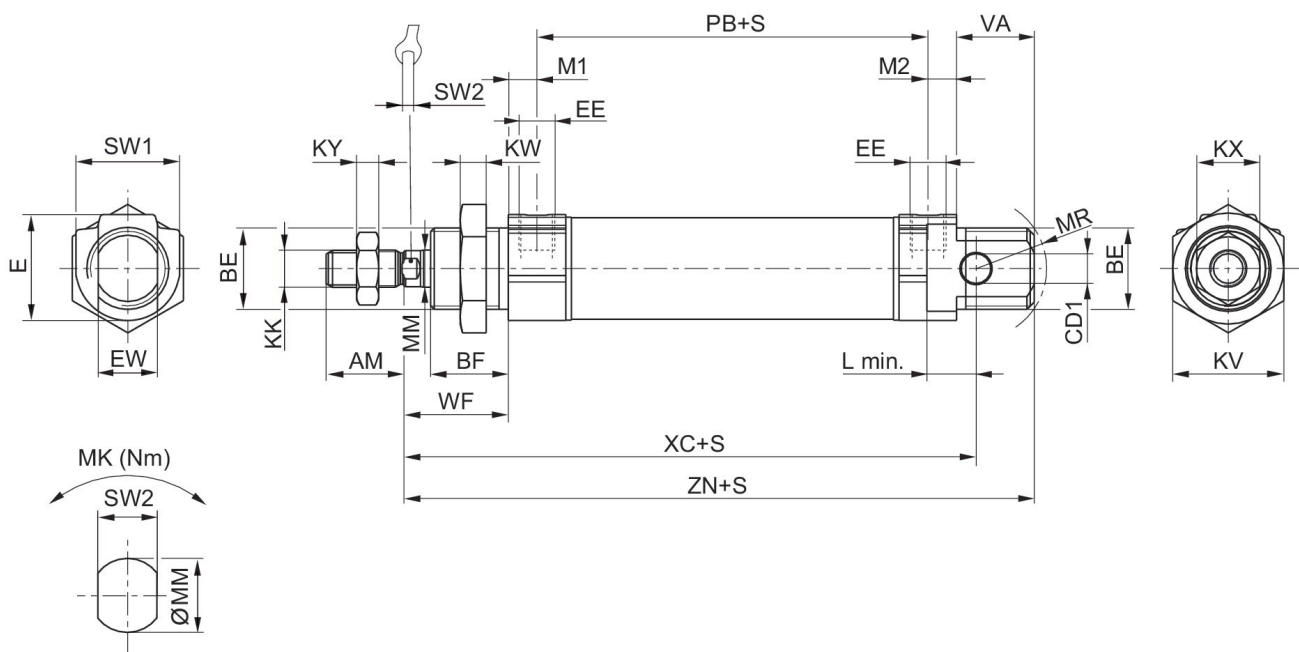
ATEX-certified cylinders with identification II 2G Ex h IIC T4 Gb / II 2D Ex h IIIC T135°C Db_X can be generated in the Internet configurator.

The operating temperature range for ATEX-certified cylinders is -20°C ... 60°C.

The pressure dew point must be at least 15 °C less than ambient and medium temperature and may not exceed 3 °C.

The oil content of compressed air must remain constant during the life cycle.

Use only the approved oils from AVENTICS. Further information can be found in the “Technical information” document (available in <https://www.emerson.com/en-us/support>).



Piston Ø	AM-2	BE	BF	CD1 H9	E	EE t = depth of thread	EW d13	KK	KV
16	16	M16x1,5	16	6	19	M5 t=5	12	M6	22
20	20	M22x1,5	18	8	28,6	G1/8 t=8	16	M8	30
25	22	M22x1,5	21	8	28,6	G1/8 t=8	16	M10x1,25	30

Piston Ø	KW	KX	KY	L	MK	MM f8	M1/M2	MR	PB ±1
16	6	10	3.2	8	0,1	6	4.8	16	47
20	7	13	4	12	0,25	8	7	18	51
25	7	17	6	12	0,4	10	7	19	55

Piston Ø	VA	WF ±1,4	XC ±1	Y ± 1	ZN ± 1,4	SW 1	SW 2
16	17	22	82	27	95.5	19	5
20	19	24	95	32	109.5	28	6

Mini cylinder, Series MNI

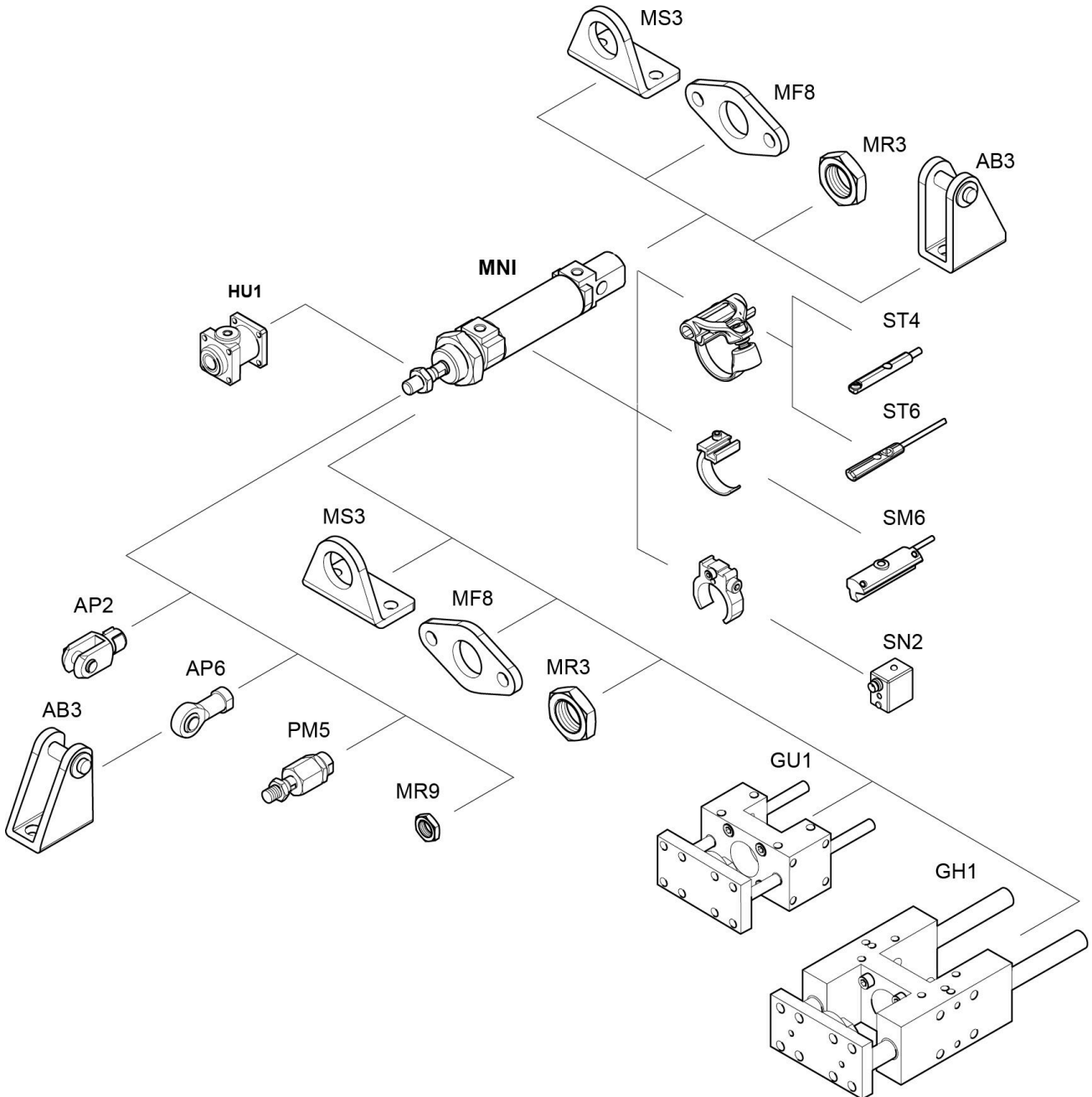
R480680363

AVENTICS
Series
MNI Mini
cylinders
(ISO 6432)

2024-04-11

Piston Ø	VA	WF ±1,4	XC ±1	Y ± 1	ZN ± 1,4	SW 1	SW 2
25	21	28	104	36	119.5	28	8

Overview drawing



NOTE: This overview drawing is only for orientation to indicate where the various accessory parts can be fastened to the cylinder. The illustration has been simplified for this purpose. It is thus not possible to derive the dimensions from this overview.