

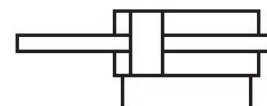
Mini cylinder, Series MNI

0822084201

AVENTICS
Series
MNI Mini
cylinders
(ISO 6432)

AVENTICS Series MNI Mini cylinders (ISO 6432)

The AVENTICS Series MNI (ISO 6432) round cylinders for general machine construction are characterized by its robust and long service life.



Technical data

Industry	Industrial
Standards	ISO 6432
Piston Ø	25 mm
Stroke	10 mm
Ports	G 1/8
Functional principle	Double-acting
Cushioning	Elastic cushioning
Magnetic piston	Piston without magnet
Environmental requirements	Industry standard ATEX optional
Piston rod thread - type	External thread
Piston rod thread	M10x1,25
Piston rod	through
Scraper	Standard Industry Scraper
Pressure for determining piston forces	6,3 bar
Retracting piston force	260 N
Extracting piston force	260 N
Min. ambient temperature	-25 °C
Max. ambient temperature	80 °C
Min. working pressure	1 bar

Mini cylinder, Series MNI

0822084201

AVENTICS
Series
MNI Mini
cylinders
(ISO 6432)

2024-04-11

Max. working pressure	10 bar
Impact energy	0.35 J
Weight	0.3325 kg
Weight 0 mm stroke	0.317 kg
Weight +10 mm stroke	0.0155 kg
Stroke max.	675 mm
Medium	Compressed air
Min. medium temperature	-25 °C
Max. medium temperature	80 °C
Max. particle size	50 µm
Min. oil content of compressed air	0 mg/m ³
Max. oil content of compressed air	5 mg/m ³

Material

Piston rod	Stainless Steel
Piston material	Brass Aluminum
Scraper material	Polyurethane
Seal material	Acrylonitrile butadiene rubber Polyurethane
Material, front cover	Aluminum
Cylinder tube	Stainless Steel
End cover	Aluminum
Nut for cylinder mounting	Steel, chrome-plated
Nut for piston rod	Steel, chrome-plated
Part No.	0822084201

Technical information

ATEX-certified cylinders with identification II 2G Ex h IIC T4 Gb / II 2D Ex h IIIC T135°C Db_X can be generated in the Internet configurator.

The operating temperature range for ATEX-certified cylinders is -20°C ... 60°C.

Warning: The front and rear piston rods must not be twisted against one another!

The pressure dew point must be at least 15 °C less than ambient and medium temperature and may not exceed 3 °C.

The oil content of compressed air must remain constant during the life cycle.

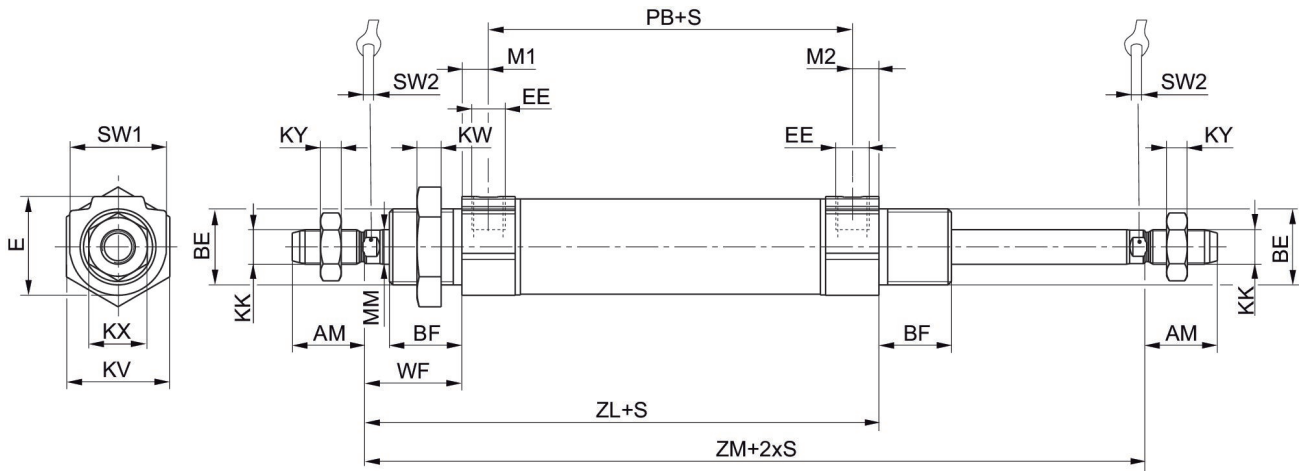
Use only the approved oils from AVENTICS. Further information can be found in the "Technical information" document (available in <https://www.emerson.com/en-us/support>).

Mini cylinder, Series MNI

0822084201

AVENTICS
Series
MNI Mini
cylinders
(ISO 6432)

Dimensions



S = stroke

Piston Ø	AM -2	BE	BF	E	EE t = depth of thread	KK	KV	KW	KX
10	12	M12x1,25	11	14	M5 t=5	M4	17	5.5	7
12	16	M16x1,5	16	19	M5 t=5	M6	22	6	10
16	16	M16x1,5	16	19	M5 t=5	M6	22	6	10
20	20	M22x1,5	18	28	G1/8 t=8	M8	30	7	13
25	22	M22x1,5	21	28	G1/8 t=8	M10x1,25	30	7	17

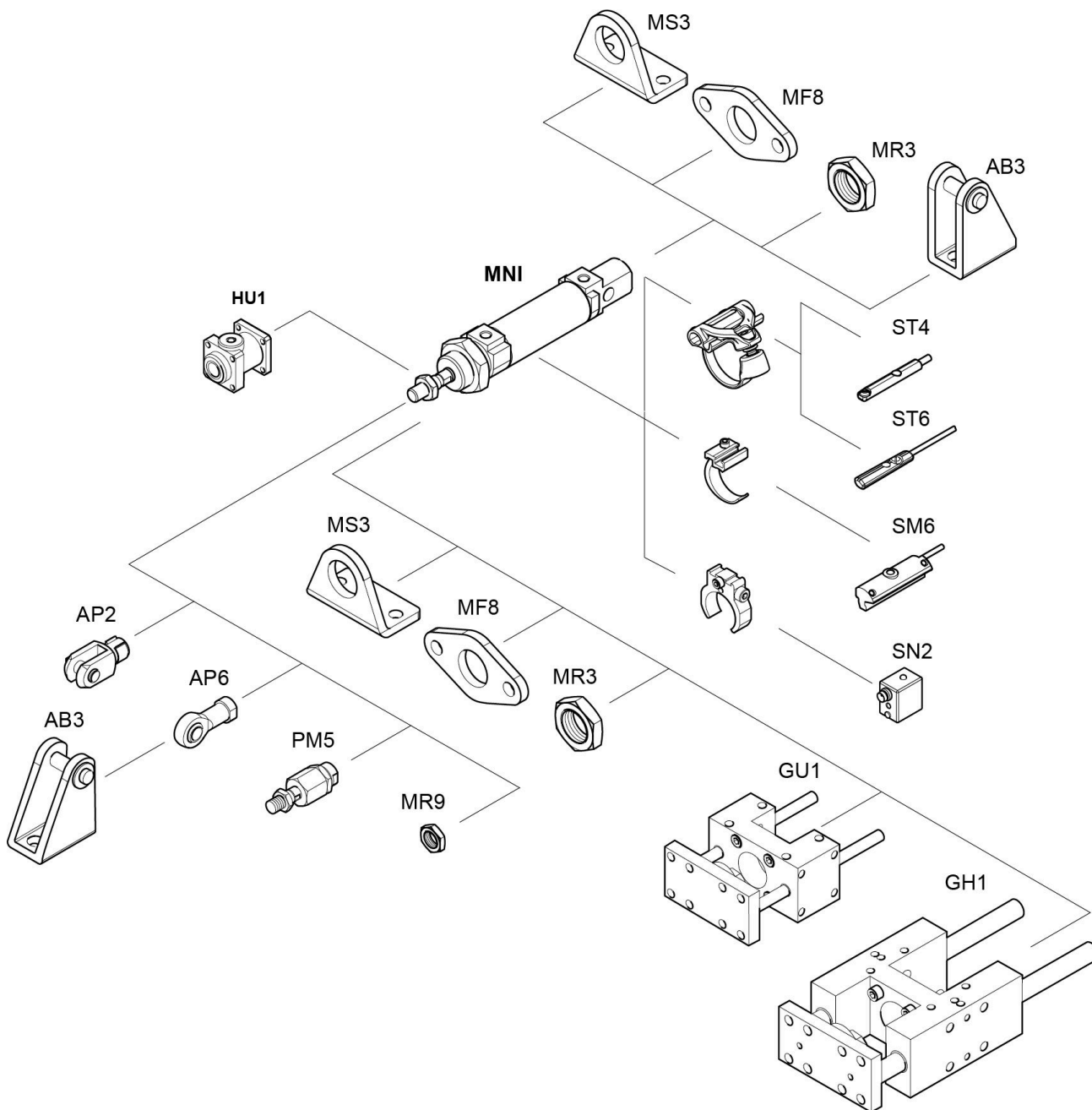
Piston Ø	KY	MM f8	M1/M2	PB ±1	SW 1	SW 2	WF±1,4	ZL ± 1,7	ZM +0/-2,5
10	2.2	4	4.8	37	13	3	16	62.5	80.5
12	3.2	6	4.8	41	19	5	22	72.5	96.5
16	3.2	6	4.8	47	19	5	22	78.5	102.5
20	4	8	7	51	28	6	24	90.5	116.4
25	6	10	7	55	28	8	28	98.5	128.2

Mini cylinder, Series MNI

0822084201

AVENTICS
Series
MNI Mini
cylinders
(ISO 6432)

Overview drawing



NOTE: This overview drawing is only for orientation to indicate where the various accessory parts can be fastened to the cylinder. The illustration has been simplified for this purpose. It is thus not possible to derive the dimensions from this overview.