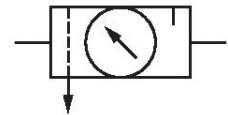


## AVENTICS Series NL1 Air Preparation Units

The AVENTICS Series NL maintenance units are suitable for all areas: as individual components or as assembled maintenance units, for centralized or decentralized compressed air preparation, in compact or powerful versions, for use in high or low temperatures. This line offers a complete, customizable compressed air preparation technology. It includes an option to combine every component in the Series to achieve the desired function, making it possible to adjust the components precisely to the application requirements.



### Technical data

Industry	Industrial
Parts	Air preparation units
Components	Filter pressure regulator Lubricator
Reservoir	reservoir, polycarbonate, without protective guard
Port	G 1/4
Nominal flow Qn	750 l/min
Filter porosity	5 µm
Condensate drain	semi-automatic, open without pressure
Pressure gauge	with pressure gauge
Min. working pressure	1.5 bar
Max. working pressure	16 bar
Min. ambient temperature	-10 °C
Max. ambient temperature	60 °C
Min. regulation range	0.5 bar
Max. regulation range	10 bar
Lock type	not lockable
Type	2-part
Type	Can be assembled into blocks
Pressure supply	single

# Air preparation unit, 2-part, Series NL1-ACD

NL1

0821300730

2024-04-23

---

Mounting orientation	vertical
Regulator type	Diaphragm-type pressure regulator
Regulator function	with relieving air exhaust
Filter element	exchangeable
Filter reservoir volume	16 cm <sup>3</sup>
Max. achievable compressed air class acc. to ISO 8573-1:2010	6 : 7 : -
Lubricator reservoir volume	35 cm <sup>3</sup>
Type of filling	Manual oil filling
Medium	Compressed air Neutral gases
Weight	0.564 kg

## Material

Housing material	Die cast zinc
Seal material	Acrylonitrile butadiene rubber
Material front plate	Acrylonitrile butadiene styrene
Material threaded bushing	Die cast zinc
Material reservoir	Polycarbonate
Material protective guard	Polyamide
Material filter insert	Polyethylene
Part No.	0821300730

## Technical information

The pressure dew point must be at least 15 °C less than ambient and medium temperature and may not exceed 3 °C.

Nominal flow  $Q_n$  with secondary pressure  $p_2 = 6$  bar at  $\Delta p = 1$  bar

A change in the flow direction (from air supply on the left to air supply on the right) occurs by rotating installation by 180° about the vertical axis. Please see the operating instructions for further details.

Also suitable for separation of fluid oil or water due to the design.

Metal protective guard can be retrofitted for all polycarbonate reservoirs

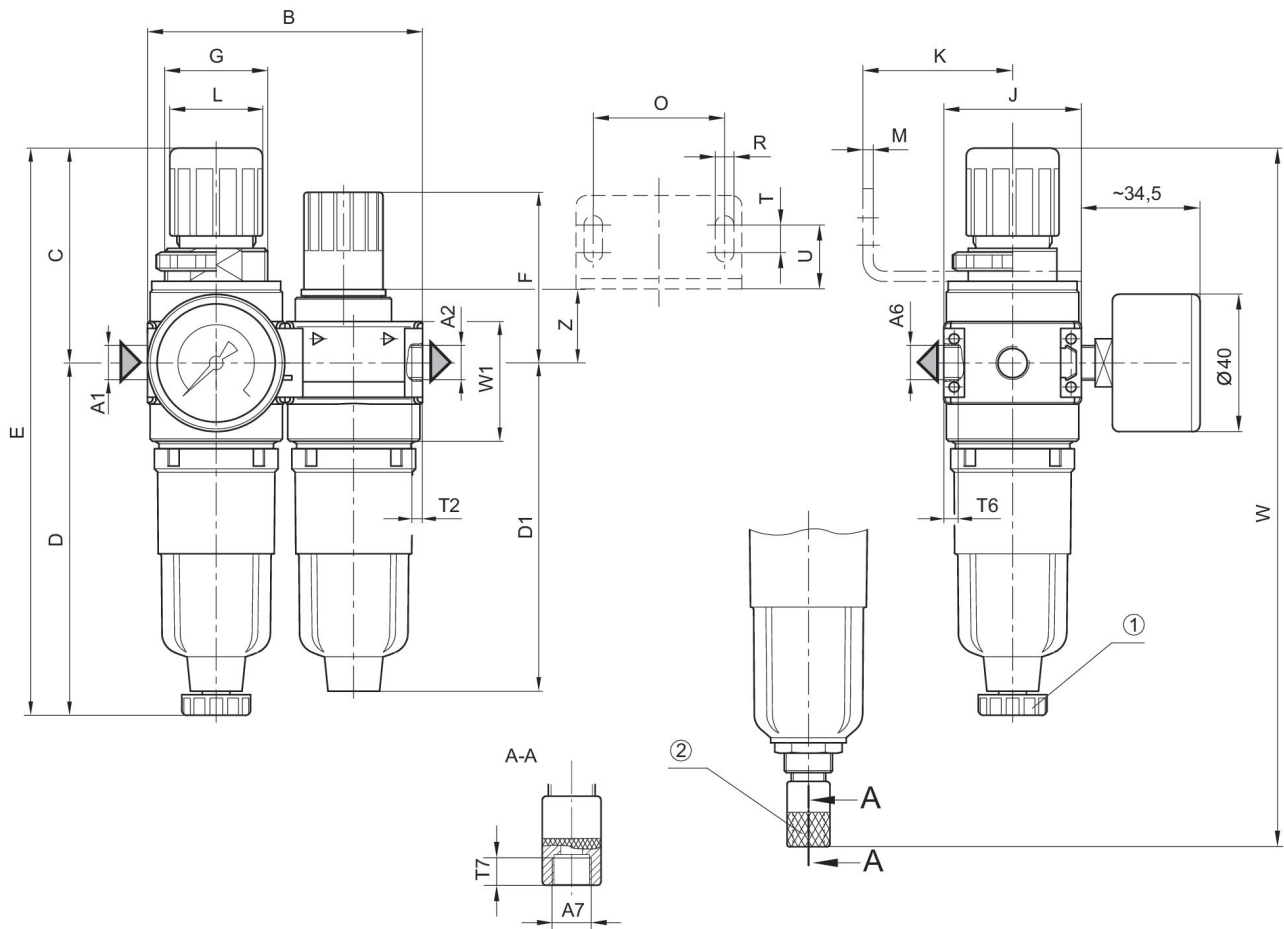
# Air preparation unit, 2-part, Series NL1-ACD

NL1

0821300730

2024-04-23

## Dimensions



A1 = input A2 = output  
 A6 = ventilation port  
 A7 = condensate drain  
 1) Semi-automatic condensate drain 2) fully automatic condensate drain

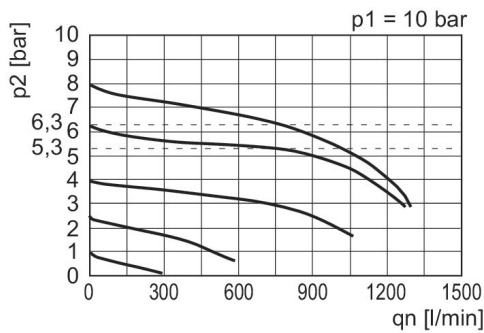
## Dimensions in mm

Part No.	A1	A2	A6	A7	B	C	D	D1	E
0821300727	G 1/8	G 1/8	G 1/8	G 1/8	80	62.5	102.5	95.5	165
0821300728	G 1/8	G 1/8	G 1/8	G 1/8	80	62.5	102.5	95.5	165
0821300730	G 1/4	G 1/4	G 1/8	G 1/8	80	62.5	102.5	95.5	165
0821300731	G 1/4	G 1/4	G 1/8	G 1/8	80	62.5	102.5	95.5	165
0821300732	G 1/4	G 1/4	G 1/8	G 1/8	80	62.5	102.5	95.5	165

Part No.	F	G	J	K	L	M	O	R	T
0821300727	50	M30x1,5	40	43.5	27	3	38	5.4	8
0821300728	50	M30x1,5	40	43.5	27	3	38	5.4	8
0821300730	50	M30x1,5	40	43.5	27	3	38	5.4	8
0821300731	50	M30x1,5	40	43.5	27	3	38	5.4	8
0821300732	50	M30x1,5	40	43.5	27	3	38	5.4	8

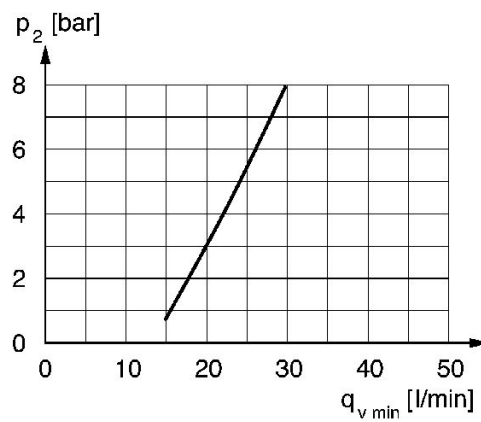
Part No.	T2	T6	T7	U	W	W1	Z
0821300727	8	6	8.5	18.5	203	35	24.5
0821300728	8	6	8.5	18.5	203	35	24.5
0821300730	8	6	8.5	18.5	203	35	24.5
0821300731	8	6	8.5	18.5	203	35	24.5
0821300732	8	6	8.5	18.5	203	35	24.5

Flow rate characteristic,  $p_2 = 0,05 - 7$  bar



$p_1$  = Working pressure  $p_2$  = Secondary pressure  $q_n$  = Nominal flow

minimum flow rate curve (flow rate necessary for the correct functioning of the lubricator)



$p_2$  = secondary pressure  $q_{vmin}$  = min. nominal flow