

0821302545

## AVENTICS Series NL4 Air Preparation Units

The AVENTICS Series NL maintenance units are suitable for all areas: as individual components or as assembled maintenance units, for centralized or decentralized compressed air preparation, in compact or powerful versions, for use in high or low temperatures. This line offers a complete, customizable compressed air preparation technology. It includes an option to combine every component in the Series to achieve the desired function, making it possible to adjust the components precisely to the application requirements.



### Technical data

Industry	Industrial
Function	Standard pressure regulator
Parts	Pressure regulator
Pressure gauge	with pressure gauge
Mounting orientation	Any
Regulator type	Diaphragm-type pressure regulator
Port	G 3/4
Nominal flow Qn	9500 l/min
Min. regulation range	0.2 bar
Max. regulation range	6 bar
Min. working pressure	0.5 bar
Max. working pressure	16 bar
Min. ambient temperature	-10 °C
Max. ambient temperature	60 °C
Activation	Mechanical
Regulator function	with relieving air exhaust
Regulator type	Can be assembled into blocks
Pressure supply	single
Lock type	not lockable

# Pressure regulator, Series NL4-RGS

2024-04-24

0821302545

---

Medium	Compressed air Neutral gases
Recommended pre-filtering	5 µm
Weight	0.935 kg

## Material

Housing material	Die cast zinc
Material front plate	Acrylonitrile butadiene styrene
Seal material	Acrylonitrile butadiene rubber
Part No.	0821302545

## Technical information

The pressure dew point must be at least 15 °C less than ambient and medium temperature and may not exceed 3 °C.

Nominal flow  $Q_n$  with secondary pressure  $p_2 = 6$  bar at  $\Delta p = 1$  bar

A change in the flow direction (from air supply on the left to air supply on the right) occurs by rotating installation by 180° about the vertical axis. Please see the operating instructions for further details.

The rear pressure gauge connection on the pressure regulator is closed with a blanking plug, the front connection is open. Depending on the customer application, a second blanking plug may be necessary. Please order separately (see accessories).

Relieving exhaust ( $\leq 0.3$  bar over set pressure)

With rear exhaust ( $>3$  bar)

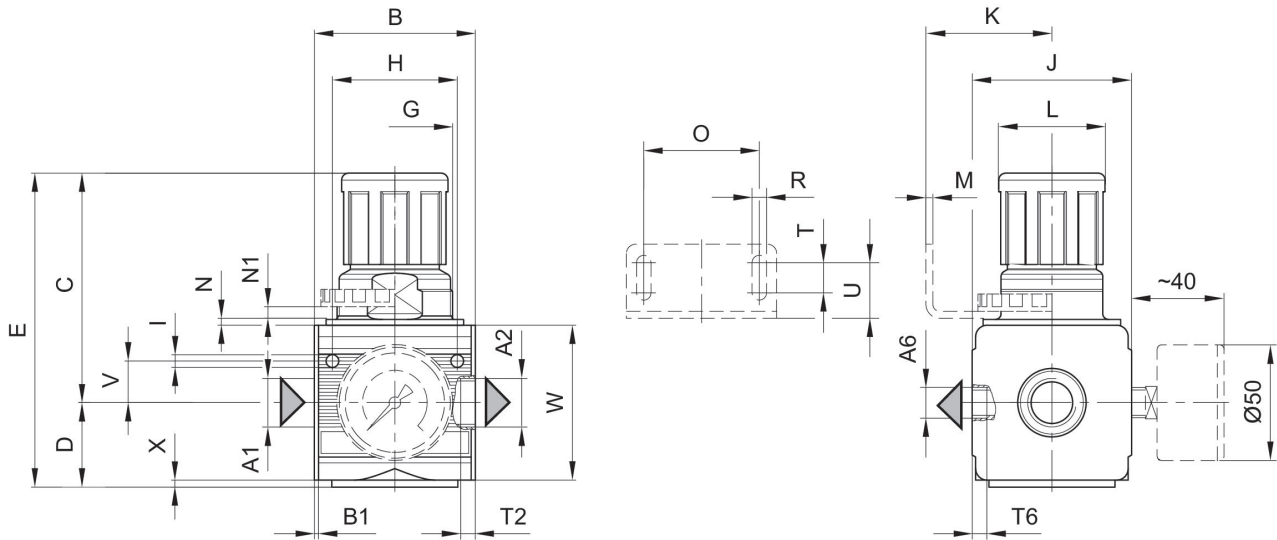
regulator with pressure gauge

# Pressure regulator, Series NL4-RGS

2024-04-24

0821302545

## Dimensions



A1 = input  
A2 = output  
A6 = output

## Dimensions in mm

Part No.	A1	A2	A6	B	B1	C	D	E	G
0821302505	G 1/2	G 1/2	G 1/4	69.5	1.8	97	35.5	132.5	M50x1,5
0821302580	G 1/2	G 1/2	G 1/4	69.5	1.8	97	35.5	132.5	M50x1,5
0821302500	G 1/2	G 1/2	G 1/4	69.5	1.8	97	35.5	132.5	M50x1,5
0821302544	G 3/4	G 3/4	G 1/4	69.5	1.8	97	35.5	132.5	M50x1,5
0821302545	G 3/4	G 3/4	G 1/4	69.5	1.8	97	35.5	132.5	M50x1,5
0821302540	G 3/4	G 3/4	G 1/4	69.5	1.8	97	35.5	132.5	M50x1,5
0821302504	G 1/2	G 1/2	G 1/4	69.5	1.8	97	35.5	132.5	M50x1,5
0821302506	G 1/2	G 1/2	G 1/4	69.5	1.8	97	35.5	132.5	M50x1,5
0821302501	G 1/2	G 1/2	G 1/4	69.5	1.8	97	35.5	132.5	M50x1,5
0821302546	G 3/4	G 3/4	G 1/4	69.5	1.8	97	35.5	132.5	M50x1,5
0821302547	G 3/4	G 3/4	G 1/4	69.5	1.8	97	35.5	132.5	M50x1,5
0821302541	G 3/4	G 3/4	G 1/4	69.5	1.8	97	35.5	132.5	M50x1,5

Part No.	H	I	J	K	L	M	N	N1	O
0821302505	54	5.5	69	54.5	46	3	3	5.5	50
0821302580	54	5.5	69	54.5	46	3	3	5.5	50
0821302500	54	5.5	69	54.5	46	3	3	5.5	50
0821302544	54	5.5	69	54.5	46	3	3	5.5	50
0821302545	54	5.5	69	54.5	46	3	3	5.5	50
0821302540	54	5.5	69	54.5	46	3	3	5.5	50
0821302504	54	5.5	69	54.5	46	3	3	5.5	50
0821302506	54	5.5	69	54.5	46	3	3	5.5	50
0821302501	54	5.5	69	54.5	46	3	3	5.5	50

# Pressure regulator, Series NL4-RGS

2024-04-24

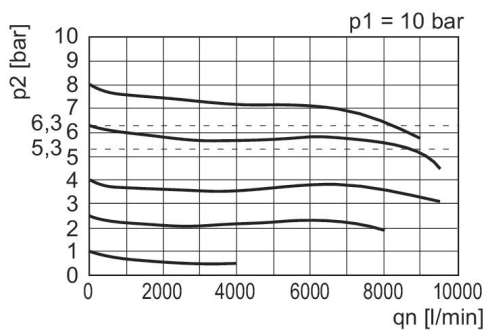
0821302545

Part No.	H	I	J	K	L	M	N	N1	O
0821302546	54	5.5	69	54.5	46	3	3	5.5	50
0821302547	54	5.5	69	54.5	46	3	3	5.5	50
0821302541	54	5.5	69	54.5	46	3	3	5.5	50

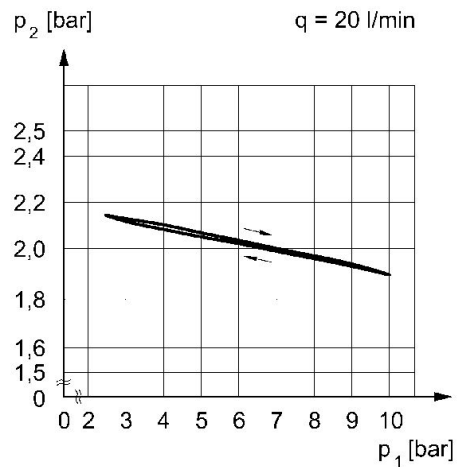
Part No.	R	S	T	T2	T6	U	V	W	X
0821302505	6.4	10	13	13	10	24	18	67	2
0821302580	6.4	10	13	13	10	24	18	67	2
0821302500	6.4	10	13	13	10	24	18	67	2
0821302544	6.4	10	13	13	10	24	18	67	2
0821302545	6.4	10	13	13	10	24	18	67	2
0821302540	6.4	10	13	13	10	24	18	67	2
0821302504	6.4	10	13	13	10	24	18	67	2
0821302506	6.4	10	13	13	10	24	18	67	2
0821302501	6.4	10	13	13	10	24	18	67	2
0821302546	6.4	10	13	13	10	24	18	67	2
0821302547	6.4	10	13	13	10	24	18	67	2
0821302541	6.4	10	13	13	10	24	18	67	2

Flow rate characteristic (setting range p2: 0.5 - 10 bar)

Pressure characteristics curve



p1 = Working pressure  
p2 = Secondary pressure  
qn = Nominal flow



p1 = Working pressure  
p2 = Secondary pressure  
q = flow rate