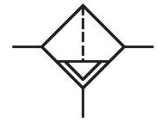


## AVENTICS Series NL6 Air Preparation Units

The AVENTICS Series NL maintenance units are suitable for all areas: as individual components or as assembled maintenance units, for centralized or decentralized compressed air preparation, in compact or powerful versions, for use in high or low temperatures. This line offers a complete, customizable compressed air preparation technology. It includes an option to combine every component in the Series to achieve the desired function, making it possible to adjust the components precisely to the application requirements.



### Technical data

Industry	Industrial
Parts	Filter
Reservoir	reservoir, polycarbonate, with metal protective guard
Port	G 1
Filter porosity	40 µm
Nominal flow Qn	7200 l/min
Condensate drain	semi-automatic, open without pressure
Min. working pressure	1.5 bar
Max. working pressure	16 bar
Min. ambient temperature	-10 °C
Max. ambient temperature	60 °C
Medium	Compressed air Neutral gases
Max. achievable compressed air class acc. to ISO 8573-1:2010	7 : 7 : -
Filter reservoir volume	125 cm <sup>3</sup>
Filter element	exchangeable
Weight	1.75 kg
Mounting orientation	vertical

Type Can be assembled into blocks

## Material

Housing material	Die-cast aluminum
Material front plate	Acrylonitrile butadiene styrene
Seal material	Acrylonitrile butadiene rubber
Material reservoir	Polycarbonate
Material protective guard	Steel, chrome-plated
Material filter insert	Polyethylene
Part No.	0821303808

## Technical information

The pressure dew point must be at least 15 °C less than ambient and medium temperature and may not exceed 3 °C.

Note: Polycarbonate reservoirs are susceptible to solvents, supplementary information can be found at "Customer information".

A change in the flow direction (from air supply on the left to air supply on the right) occurs by rotating installation by 180° about the vertical axis. Please see the operating instructions for further details.

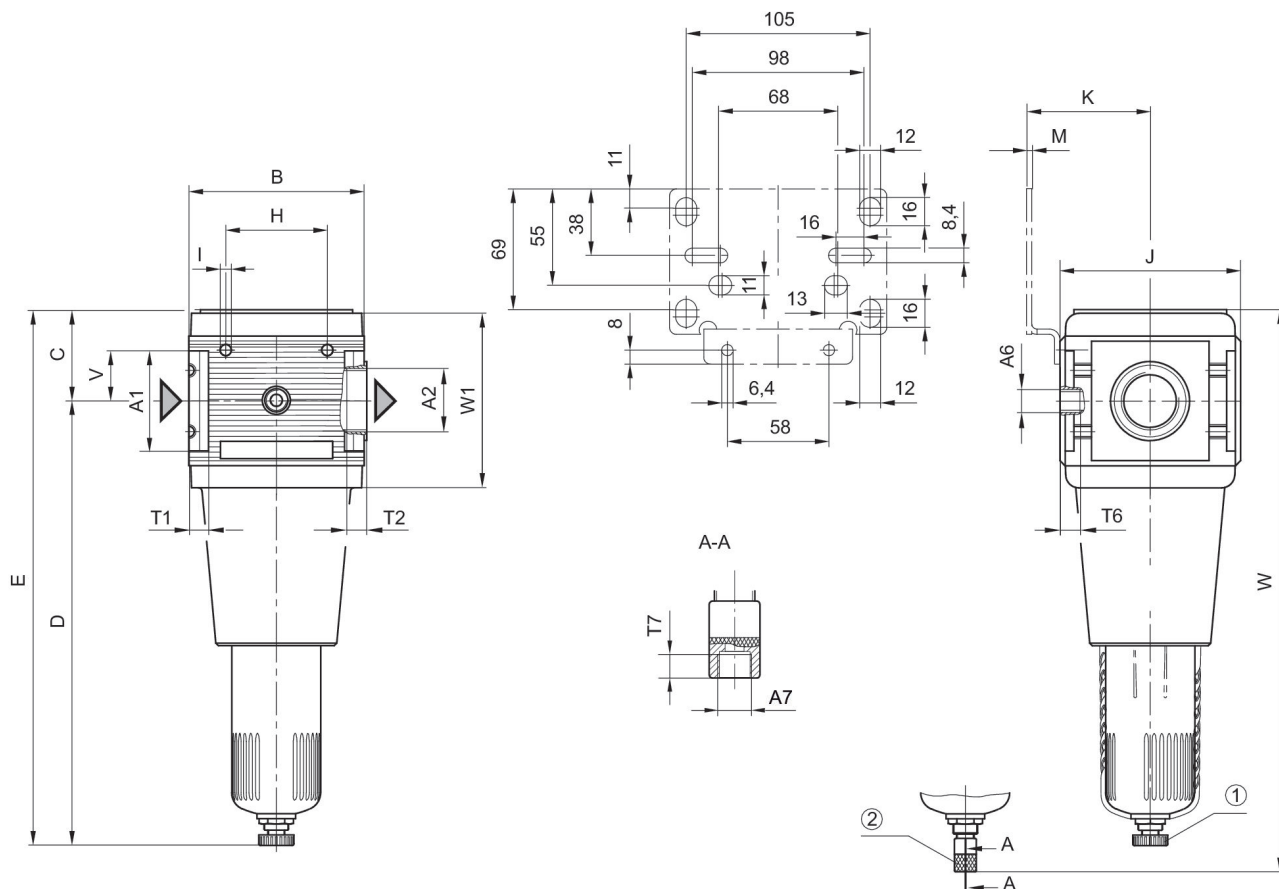
Mounting with mounting bracket 1821336017.

Also suitable for separation of fluid oil or water due to the design.

Nominal flow  $Q_n$  with secondary pressure  $p_2 = 6$  bar at  $\Delta p = 0,1$  bar

Metal protective guard can be retrofitted for all polycarbonate reservoirs

## Dimensions



A1 = input A2 = output A6 = output

A7 = condensate drain

1) Semi-automatic condensate drain 2) fully automatic condensate drain

## Dimensions in mm

Part No.	A1	A2	A6	A7	B	C	D	E	H
0821303801	G 3/4	G 3/4	G 1/4	G 1/8	100	52	254	306	58
0821303802	G 3/4	G 3/4	G 1/4	G 1/8	100	52	254	306	58
0821303803	G 3/4	G 3/4	G 1/4	G 1/8	100	52	254	306	58
0821303804	G 3/4	G 3/4	G 1/4	G 1/8	100	52	254	306	58
0821303805	G 3/4	G 3/4	G 1/4	G 1/8	100	52	254	306	58
0821303806	G 3/4	G 3/4	G 1/4	G 1/8	100	52	254	306	58
0821303807	G 1	G 1	G 1/4	G 1/8	100	52	254	306	58
0821303808	G 1	G 1	G 1/4	G 1/8	100	52	254	306	58
0821303809	G 1	G 1	G 1/4	G 1/8	100	52	254	306	58
0821303810	G 1	G 1	G 1/4	G 1/8	100	52	254	306	58
0821303811	G 1	G 1	G 1/4	G 1/8	100	52	254	306	58
0821303812	G 1	G 1	G 1/4	G 1/8	100	52	254	306	58
0821303820	G 1	G 1	G 1/4	G 1/8	100	52	254	306	58
0821303821	G 1	G 1	G 1/4	G 1/8	100	52	254	306	58

# Filter, Series NL6-FLS

0821303808

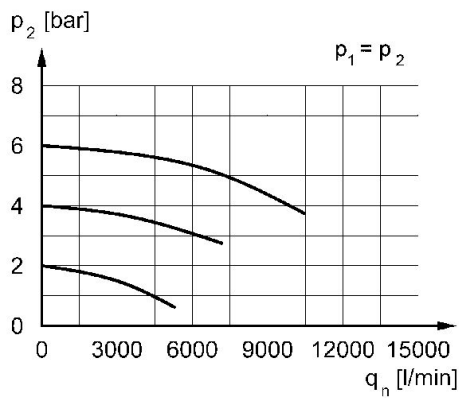
Series NL6

2024-04-24

Part No.	I	J	K	M	T1	T2	T6	T7	V
0821303801	M6	103	70.5	3	18	18	7	8.5	29
0821303802	M6	103	70.5	3	18	18	7	8.5	29
0821303803	M6	103	70.5	3	18	18	7	8.5	29
0821303804	M6	103	70.5	3	18	18	7	8.5	29
0821303805	M6	103	70.5	3	18	18	7	8.5	29
0821303806	M6	103	70.5	3	18	18	7	8.5	29
0821303807	M6	103	70.5	3	18	18	7	8.5	29
0821303808	M6	103	70.5	3	18	18	7	8.5	29
0821303809	M6	103	70.5	3	18	18	7	8.5	29
0821303810	M6	103	70.5	3	18	18	7	8.5	29
0821303811	M6	103	70.5	3	18	18	7	8.5	29
0821303812	M6	103	70.5	3	18	18	7	8.5	29
0821303820	M6	103	70.5	3	18	18	7	8.5	29
0821303821	M6	103	70.5	3	18	18	7	8.5	29

Part No.	W	W1
0821303801	321	101.5
0821303802	321	101.5
0821303803	321	101.5
0821303804	321	101.5
0821303805	321	101.5
0821303806	321	101.5
0821303807	321	101.5
0821303808	321	101.5
0821303809	321	101.5
0821303810	321	101.5
0821303811	321	101.5
0821303812	321	101.5
0821303820	321	101.5
0821303821	321	101.5

Flow rate characteristic,  $p_2 = 0,05 - 7$   
bar



$p_2$  = Secondary pressure  
 $q_n$  = Nominal flow