

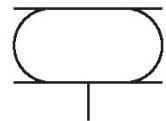
# Bellow actuator with cover, series BCP, single, 4 mounting holes, Heat resistant

R432039281

BCE  
2024-09-13

## Series BCE

Heat-resistant version



## Technical data

Industry	Industrial
Bellows	single
Type	Bellow actuator with cover
Functional principle	Single-acting, retracted without pressure
Compressed air connection	3/4 NPT
Cover diameter	287 mm
Max. permissible angle of tilt	20 °
Max. effective stroke	124.46 mm
Min. radial installation space	400 mm
Min. installation height	50.8 mm
Max. installation height	175.26 mm
Min. force	26100 N
Max. force	50000 N
Min. working pressure	0 bar
Max. working pressure	8 bar
Min. ambient temperature	-20 °C
Max. ambient temperature	130 °C
Medium	Compressed air
Reduced service life at a temperature greater than	115 °C

# Bellow actuator with cover, series BCP, single, 4 mounting holes, Heat resistant

BCE

2024-09-13

R432039281

Pressure for determining forces 6 bar

Weight 5.9 kg

## Material

Material bellow Epichlorohydrin rubber

Material front cover Steel, chrome-plated

Surface cover galvanized

Part No. R432039281

## Technical information

Compliance with the minimum height H min. as well as the maximum height H max. must be ensured with end stops.

Use at operating height  $\geq H_{max}$ : only permitted upon approval by AVENTICS

Further information on vibration isolation can be found in the "Technical information" document (available in the MediaCentre).

The pressure dew point must be at least 15 °C less than ambient and medium temperature and may not exceed 3 °C.

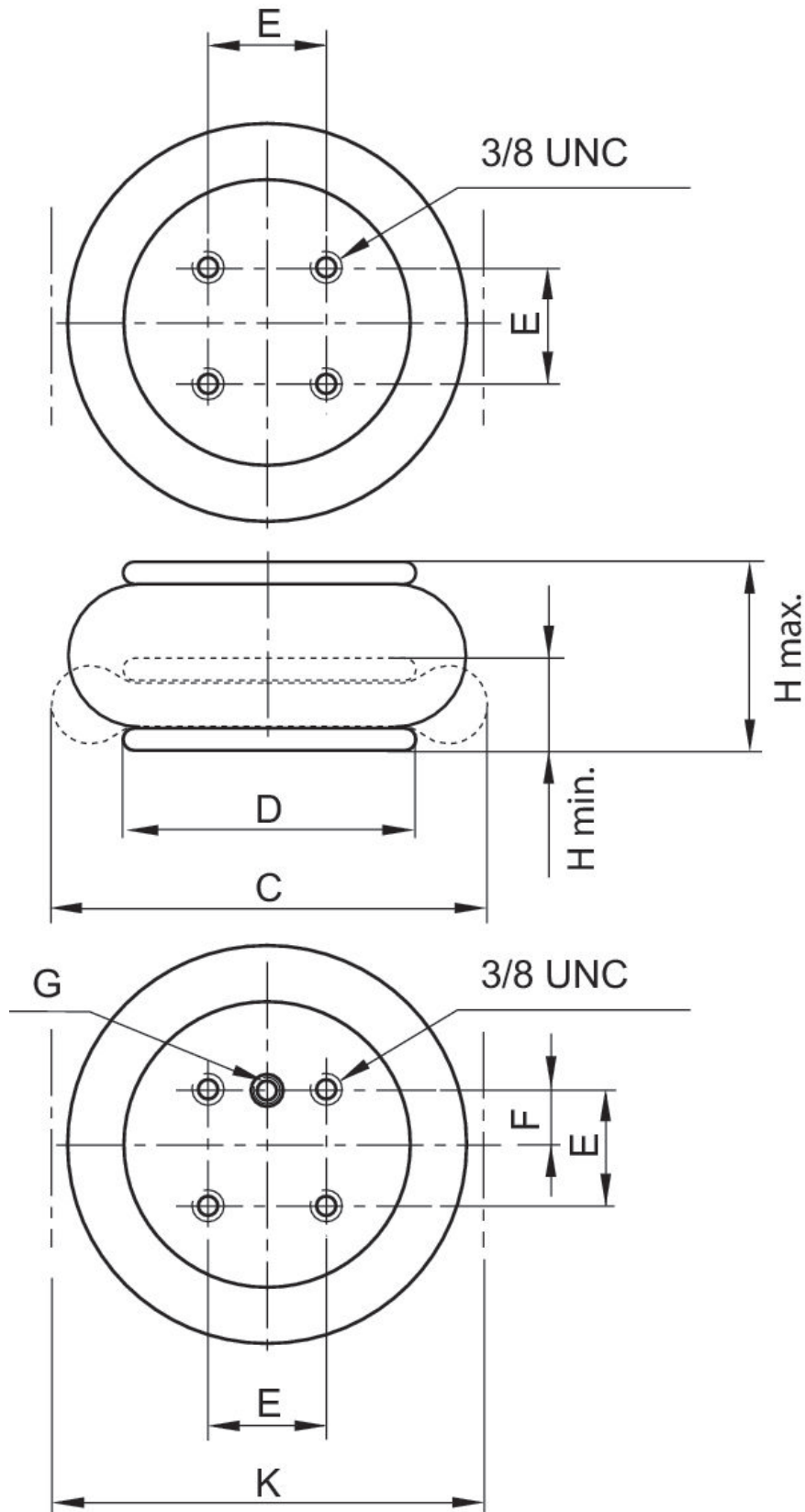
The oil content of compressed air must remain constant during the life cycle.

Use only the approved oils from AVENTICS. Further information can be found in the "Technical information" document (available in <https://www.emerson.com/en-us/support>).

# Bellow actuator with cover, series BCP, single, 4 mounting holes, Heat resistant

BCE  
2024-09-13

R432039281  
Dimensions



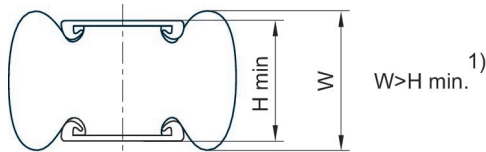
# Bellow actuator with cover, series BCP, single, 4 mounting holes, Heat resistant

BCE  
2024-09-13

R432039281

Part No.	Compressed air connection	H min. in	H max. in	C in	D in	E ±0,5 in	F ±0,5 in	K in	Min. return force lbf
R432039281	3/4 NPT	2.0	6.10	15.16	11.30	6.25	3.13	15.75	67

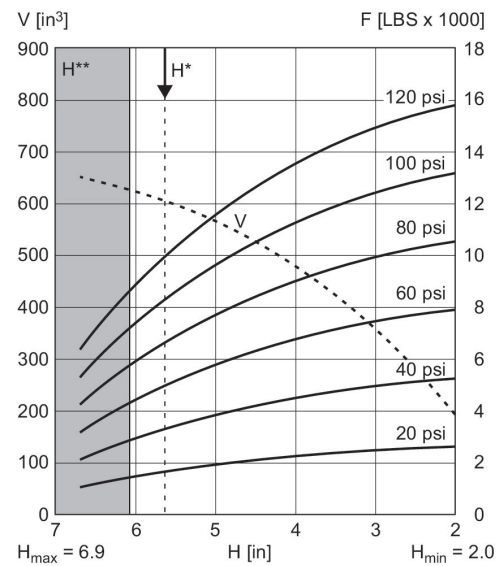
## Comment



1) Once the minimum height H min. is reached, the bead height W can fall below the lower limit. If, for these products, level mounting surfaces greater than the cover diameter are selected, the return force and force output at the start of stroke increase. In the process, the rubber bellow is also compressed by the mounting surfaces. These products require more space upward, which can, in rare cases, present a hindrance. In any case, the specifications of the data sheets apply when using mounting surfaces in the size of the bellows actuator cover.

1 kN = 1000 N

## Force-displacement diagram R432039281



V = volume H = height H\* = recommended operating height for vibration isolation H\*\* = use permitted only upon approval by AVENTICS