

Rodless cylinders, Series RTC-SB

R480470706

AVENTICS
Series RTC
Rodless
cylinders

2024-04-22

AVENTICS Series RTC Rodless cylinders

The AVENTICS Series RTC rodless cylinders offer optimized stroke length in a compact size. The unique oval piston shape and one-piece slide/piston unit are just two characteristic features of RTC Series rodless cylinders besides their many common equipment options. They are available in four variants: as a basic version, slide bearing, compact guide and heavy duty versions for large loads. With different key strengths, they cover a large range of movements and positions. This saves space and facilitates machine design. The range of applications extends from piston diameters of 16 mm up to 80 mm and stroke lengths up to 9900 mm. The cylinders feature extreme repeatability and cover a large speed range from 0.01 m/s to >20 m/s.



Technical data

Industry	Industrial
Piston Ø	40 mm
Stroke	700 mm
Ports	G 1/4
Functional principle	Double-acting
Magnetic piston	with magnetic piston
Guide	Slide bearing guide
Piston force	792 N
Pressure for determining piston forces	6,3 bar
Cushioning length	20 mm
Cushioning energy	10 J
Cushioning	Pneumatically
Cushioning	adjustable
Max. speed	5 m/s
Stroke max.	6600 mm
Min. working pressure	2 bar
Max. working pressure	8 bar
Min. ambient temperature	-10 °C
Max. ambient temperature	60 °C

Rodless cylinders, Series RTC-SB

R480470706

AVENTICS
Series RTC
Rodless
cylinders

2024-04-22

Medium	Compressed air
Min. oil content of compressed air	0 mg/m ³
Max. oil content of compressed air	1 mg/m ³
Max. particle size	5 µm
Weight 0 mm stroke	2.85 kg
Weight +10 mm stroke	0.049 kg

Material

Material cylinder tube	Aluminum
Surface cylinder tube	anodized
Material front cover	Aluminum
Surface cover	anodized
Seal material	Polyurethane
Material sealing strips	Polyurethane Stainless Steel
Material guide rail	Aluminum
Surface ball rail table	anodized
Part No.	R480470706

Technical information

The pressure dew point must be at least 15 °C less than ambient and medium temperature and may not exceed 3 °C.

The delivered product is lubricated for lifetime.

The pressure dew point must be at least 15 °C less than ambient and medium temperature and may not exceed 3 °C.

The oil content of compressed air must remain constant during the life cycle.

Use only the approved oils from AVENTICS. Further information can be found in the "Technical information" document (available in <https://www.emerson.com/en-us/support>).

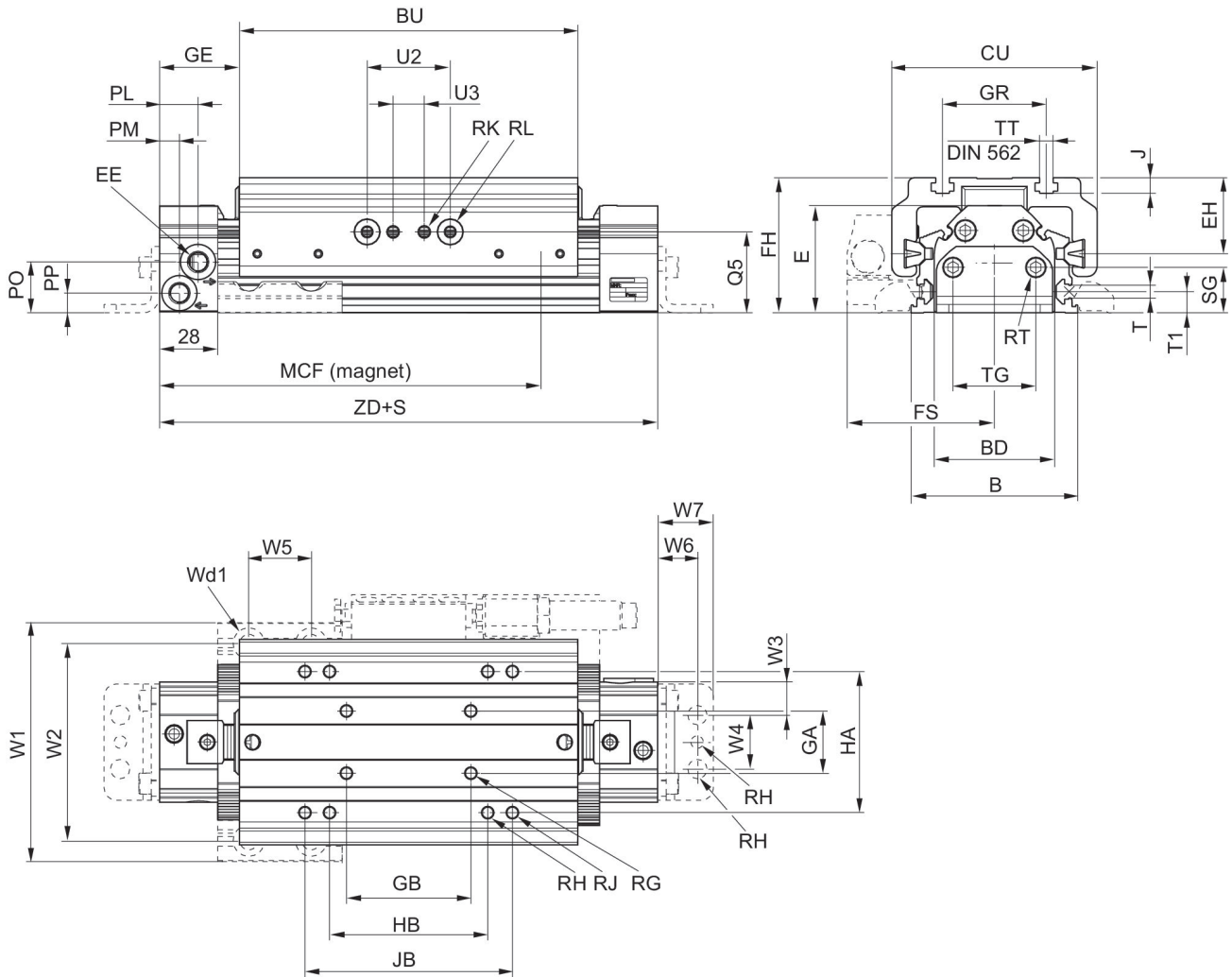
Rodless cylinders, Series RTC-SB

R480470706

AVENTICS
Series RTC
Rodless
cylinders

2024-04-22

Dimensions in mm



S = stroke

For long slide

Piston Ø	Part No.	BU	HB	JB	MCF	ZD
40 mm	R480470710	294	101.6	160	312	362
40 mm	R480470720	326	101.6	200	345	403
40 mm	R480470700	364	127	240	388	445
40 mm	R480695199	410	152.4	240	434	499

Dimensions

Piston Ø	Part No.	B	BU	BD	CU	EE	EH	FH	FS
40 mm	R480470710	67,3	147	44	81	G 1/8	28	55.1	62
40 mm	R480470720	80,3	163	58	99	G 1/8	36,6	65.1	71

Rodless cylinders, Series RTC-SB

R480470706

AVENTICS
Series RTC
Rodless
cylinders

Piston Ø	Part No.	B	BU	BD	CU	EE	EH	FH	FS
40 mm	R480470700	89,3	182	70	108	G 1/4	41	71	79,5
40 mm	R480695199	117,5	205	92	134	G 1/4	37,6	78,2	97,5

Piston Ø	GA	GB	GE	GR	HA	HB	J	JB	MCF
40 mm	18	60	34	40	54.4	63.5	5.9	80	165
40 mm	30	60	38.5	50	68	76.2	7.5	100	182
40 mm	30	60	40.5	50	80	101.6	7.5	120	205
40 mm	40	60	44.6	70	100	127	9.8	160	230

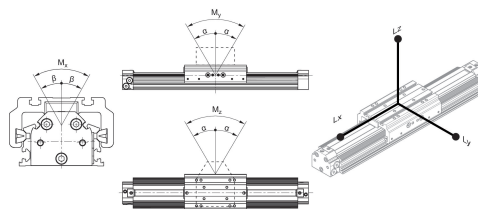
Piston Ø	PL	PM	PO	PP	Q5	RG	RH	RJ	RK
40 mm	20	8	21.5	9.3	38.8	M4	1/4-28 UNF	M6	M6
40 mm	18.5	9.5	24.5	9.5	39	M6	1/4-28 UNF	M6	M6
40 mm	18	10	31.5	11	44.6	M6	1/4-28 UNF	M6	M6
40 mm	16	16	35,3	12,3	68.6	M8	1/4-28 UNF	M8	M8

Piston Ø	RL	RT 1)	SG	T	TT	T1	TG	U2	U3
40 mm	Ø12.01 H7	M5	17.3	N6	M4	10.1	19	40	15
40 mm	Ø12.01 H7	M6	22	N6	M6	10.1	40	40	15
40 mm	Ø12.01 H7	M6	22	N6	M6	11.2	40	40	15
40 mm	Ø12.01 H7	M8	22	M8	M8	14.1	40	72	40

Piston Ø	W1	W2	W3	W4	W5	W6	W7	Wd1	Wd2
40 mm	96	79	7	18	30	13.5	19.8	Ø6.8	Ø6.8
40 mm	115	95	15	26	30	19	26.8	Ø8.8	Ø9.2
40 mm	124	104	15	26	30	19	26.8	Ø8.8	Ø9.2
40 mm	165	140	11	70	40	22	32.7	Ø13	Ø13.7

Piston Ø	Wd3	ZD
40 mm	Ø4G8	215
40 mm	Ø6G8	240
40 mm	Ø6G8	263
40 mm	Ø6G8	294

Max. play and recommended max. lever arm length



L = lever arm

M = moment (Nm)

Rodless cylinders, Series RTC-SB

R480470706

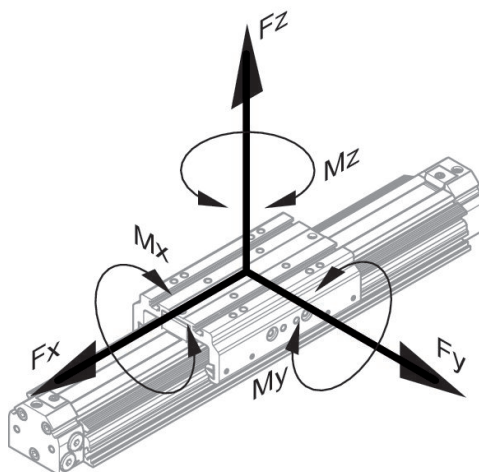
AVENTICS
Series RTC
Rodless
cylinders

2024-04-22

For long slide

Part No.	Piston Ø	α	β	Lx	Ly	Lz
R480470711	40 mm	$\leq 0,2^\circ$	$\leq 0,3^\circ$	550	110	550
R480470720	40 mm	$\leq 0,1^\circ$	$\leq 0,3^\circ$	610	320	610
R480470701	40 mm	$\leq 0,1^\circ$	$\leq 0,3^\circ$	610	320	610

Part No.	Piston Ø	α	β	Lx	Ly	Lz
R480470711	40 mm	$\leq 0,2^\circ$	$\leq 0,3^\circ$	200	110	200
R480470720	40 mm	$\leq 0,2^\circ$	$\leq 0,3^\circ$	240	120	240
R480470701	40 mm	$\leq 0,2^\circ$	$\leq 0,3^\circ$	240	120	240



For long slide

Part No.	Piston Ø	Mx [Nm]	My [Nm]	Mz [Nm]
R480470711	40 mm	1,4	60	60
R480470720	40 mm	6	90	90
R480470701	40 mm	8	100	100

For long slide

Part No.	Piston Ø	Fx [N]	Fy [N]	Fz [N]	Mx [Nm]	My [Nm]	Mz [Nm]
R480470711	40 mm	1800	1200	3200	42	160	160
R480470720	40 mm	2200	1400	3800	96	310	310
R480470701	40 mm	2700	1400	3800	109	362	362

Rodless cylinders, Series RTC-SB

R480470706

AVENTICS
Series RTC
Rodless
cylinders

2024-04-22

static

Part No.	Piston Ø	F _x [N]	F _y [N]	F _z [N]	M _x [Nm]	M _y [Nm]	M _z [Nm]
R480470711	40 mm	1800	700	2300	32	50	50
R480470720	40 mm	2200	1000	2600	73	91	91
R480470701	40 mm	2700	1000	2600	83	111	111

dynamic

Part No.	Piston Ø	M _x [Nm]	M _y [Nm]	M _z [Nm]
R480470711	40 mm	1.4	30	30
R480470720	40 mm	6	45	45
R480470701	40 mm	8	50	50