

Shock absorber kit for stroke length adjustment

2023-10-25

R402003618

Foot mountings



Technical data

Industry

Industrial

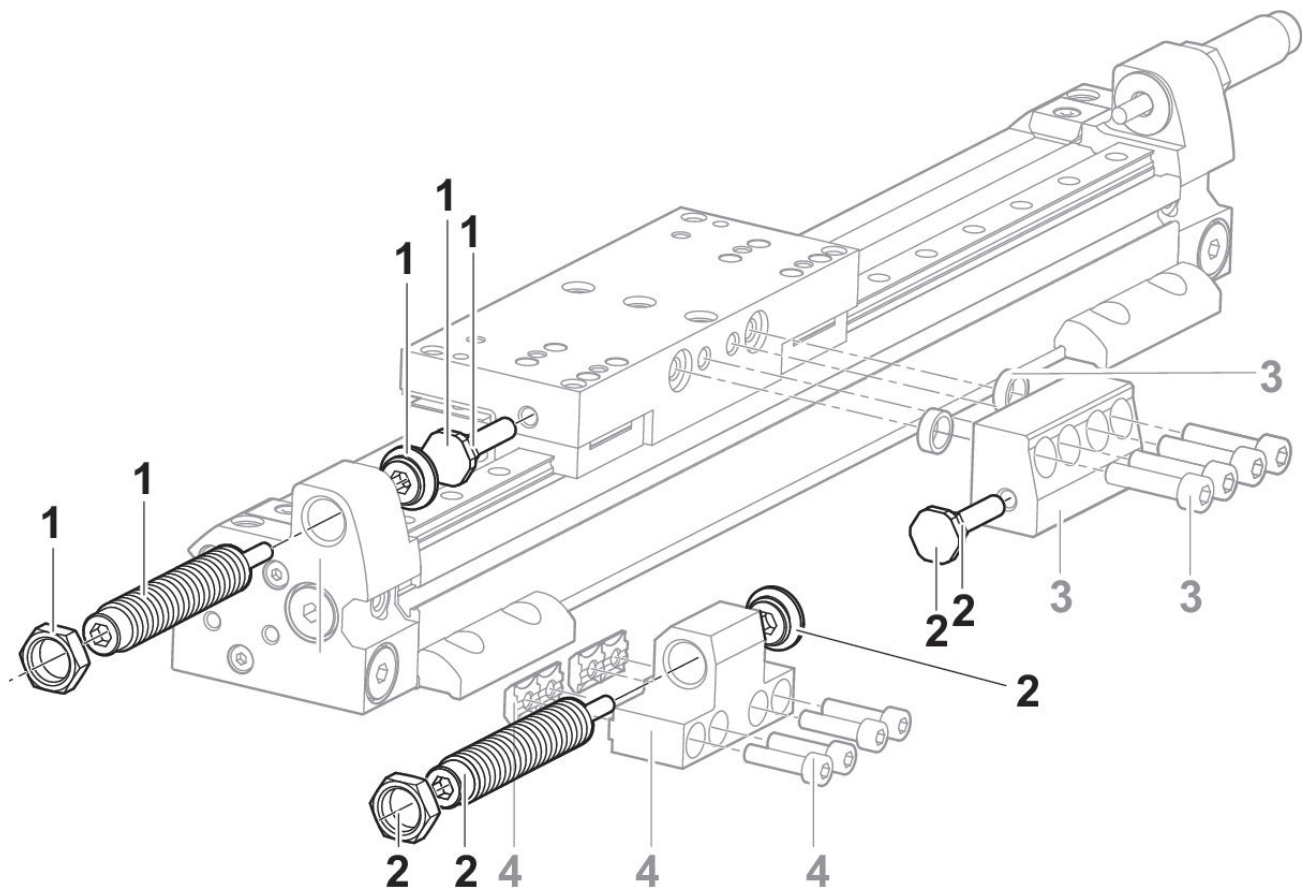
Type

Ø 16 mm

Material

Part No.

R402003618

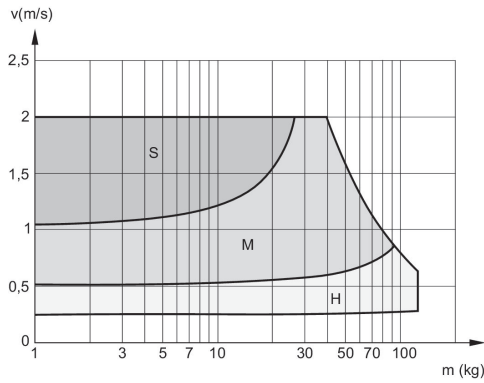


- 1) Shock absorber kit
- 2) Shock absorber kit
- 3) Stop

R402003618

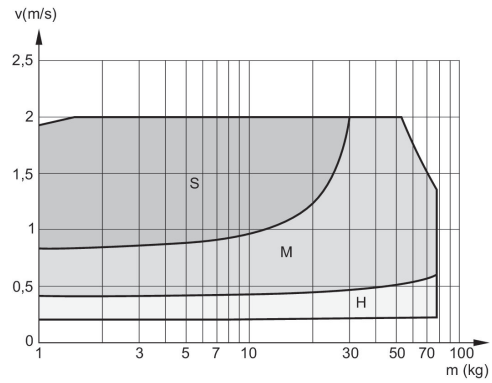
4) Holder for shock absorber

Cushioning diagram
Ø 63 mm



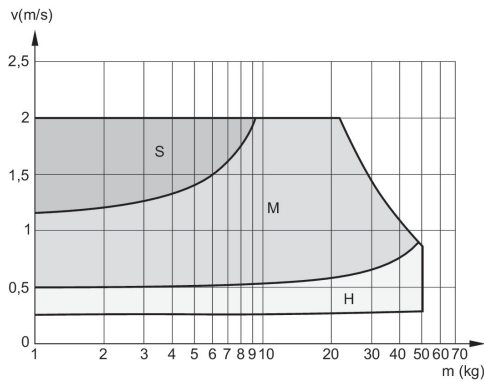
V = velocity [m/s]
M = moving mass
S = soft
M = medium
H = hard

Cushioning diagram
Ø 50 mm



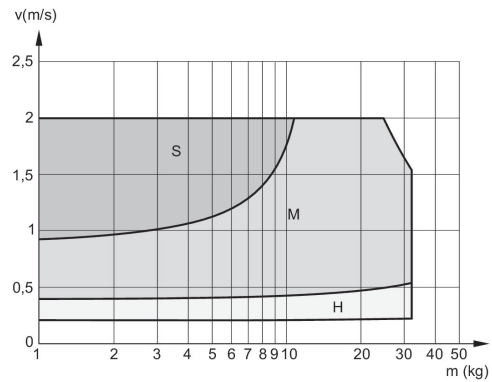
V = velocity [m/s]
M = moving mass
S = soft
M = medium
H = hard

Cushioning diagram
Ø 40 mm



V = velocity [m/s]
M = moving mass
S = soft
M = medium
H = hard

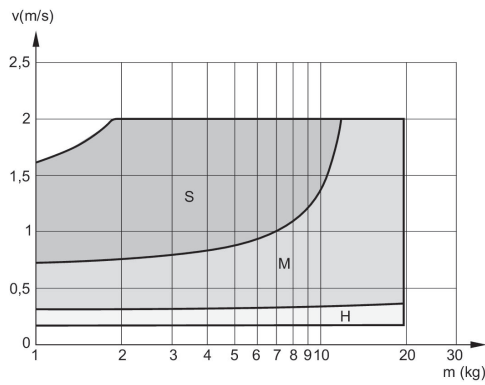
Cushioning diagram
Ø 32 mm



V = velocity [m/s]
M = moving mass
S = soft
M = medium
H = hard

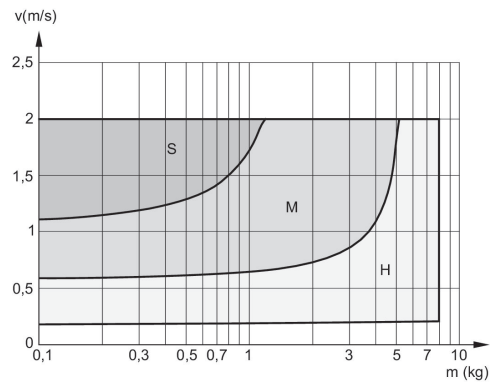
R402003618

Cushioning diagram
Ø 25 mm



V = velocity [m/s]
M = moving mass
S = soft
M = medium
H = hard

Cushioning diagram
Ø 16 mm



V = velocity [m/s]
M = moving mass
S = soft
M = medium
H = hard