

# Shock absorber kit for stroke length adjustment

2023-10-25

R402003619

---

## Foot mountings



## Technical data

Industry

Industrial

Type

Ø 25 mm

Ø 32 mm

Ø 40

## Material

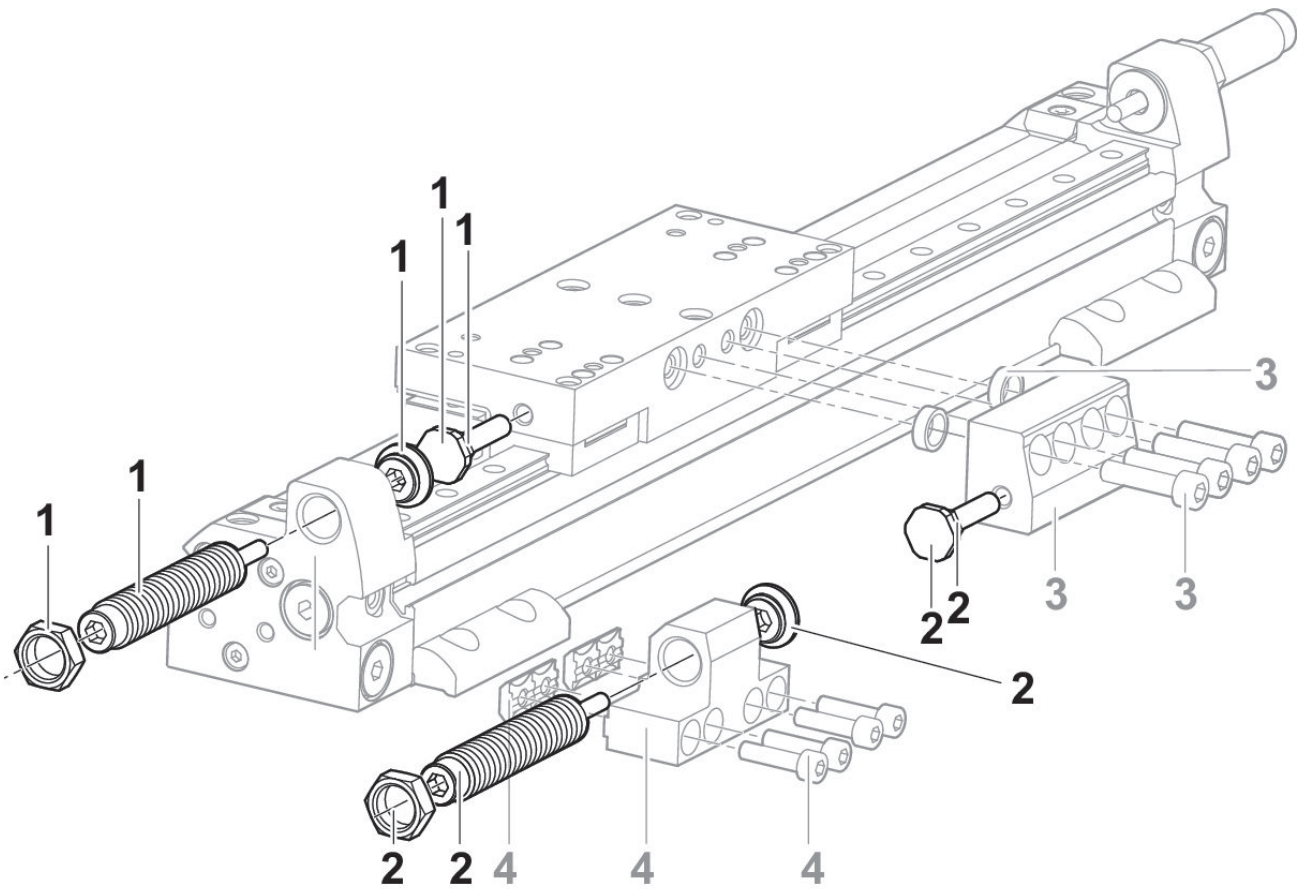
Part No.

R402003619

# Shock absorber kit for stroke length adjustment

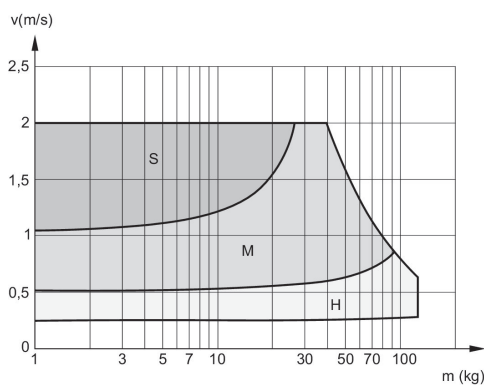
2023-10-25

R402003619



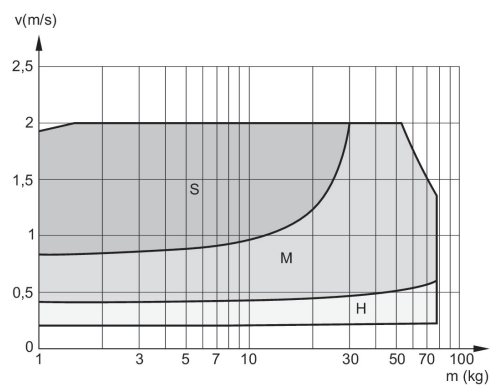
- 1) Shock absorber kit
- 2) Shock absorber kit
- 3) Stop
- 4) Holder for shock absorber

Cushioning diagram  
Ø 63 mm



V = velocity [m/s]  
M = moving mass  
S = soft  
M = medium  
H = hard

Cushioning diagram  
Ø 50 mm

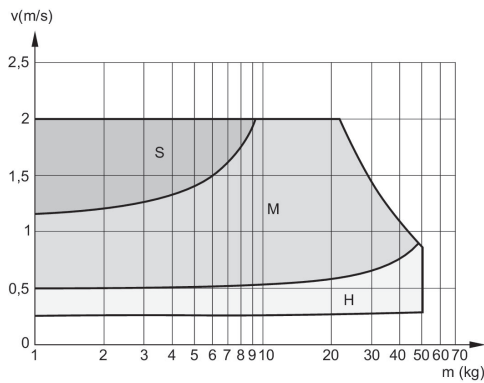


V = velocity [m/s]  
M = moving mass  
S = soft  
M = medium  
H = hard

R402003619

## Cushioning diagram

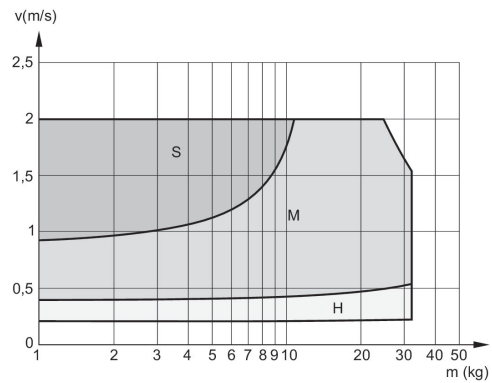
Ø 40 mm



V = velocity [m/s]  
 M = moving mass  
 S = soft  
 M = medium  
 H = hard

## Cushioning diagram

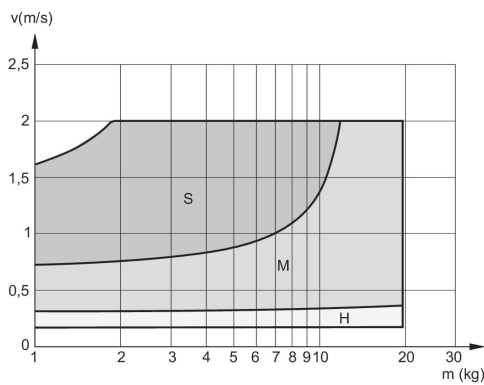
Ø 32 mm



V = velocity [m/s]  
 M = moving mass  
 S = soft  
 M = medium  
 H = hard

## Cushioning diagram

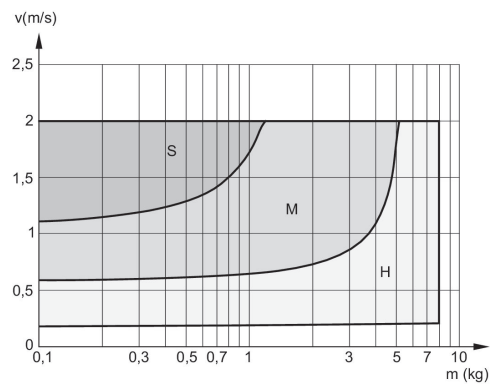
Ø 25 mm



V = velocity [m/s]  
 M = moving mass  
 S = soft  
 M = medium  
 H = hard

## Cushioning diagram

Ø 16 mm



V = velocity [m/s]  
 M = moving mass  
 S = soft  
 M = medium  
 H = hard