

Shock absorber kit for stroke length adjustment

2023-10-25

R402002805

Foot mountings



Technical data

Industry

Industrial

Type

Ø 25 mm

Ø 32 mm

Ø 40

Material

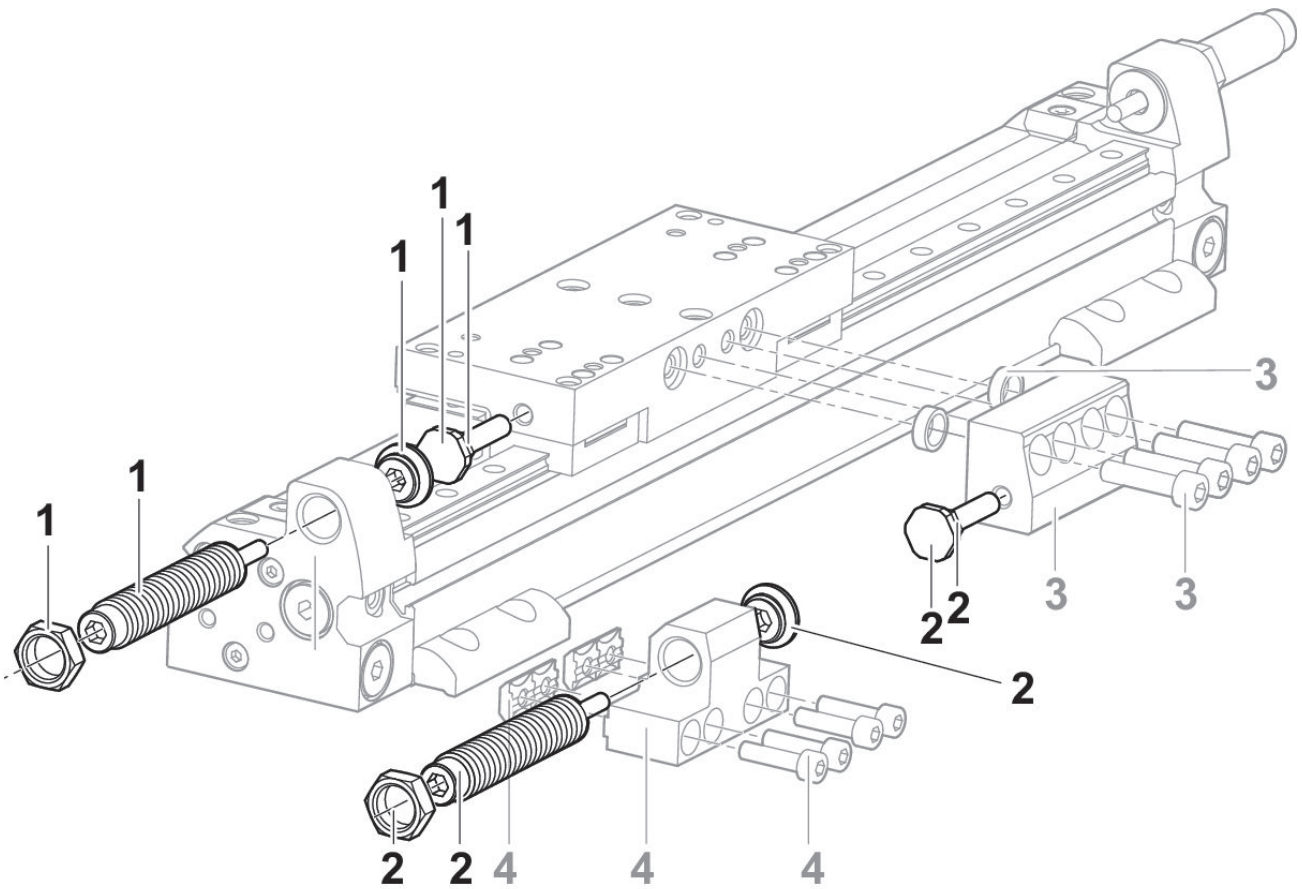
Part No.

R402002805

Shock absorber kit for stroke length adjustment

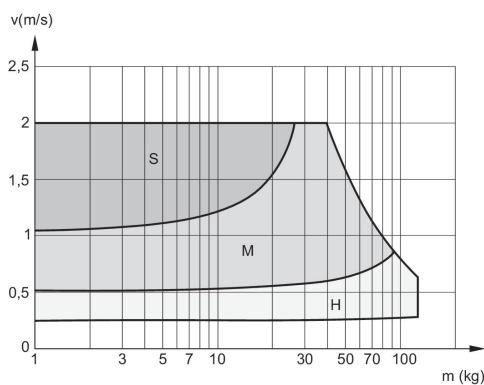
2023-10-25

R402002805



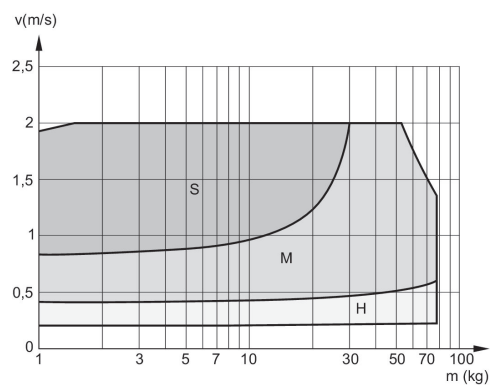
- 1) Shock absorber kit
- 2) Shock absorber kit
- 3) Stop
- 4) Holder for shock absorber

Cushioning diagram
Ø 63 mm



V = velocity [m/s]
M = moving mass
S = soft
M = medium
H = hard

Cushioning diagram
Ø 50 mm

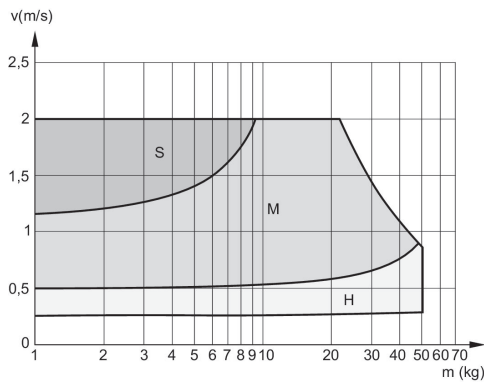


V = velocity [m/s]
M = moving mass
S = soft
M = medium
H = hard

R402002805

Cushioning diagram

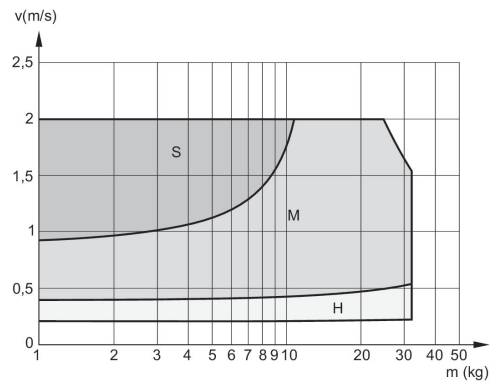
Ø 40 mm



V = velocity [m/s]
 M = moving mass
 S = soft
 M = medium
 H = hard

Cushioning diagram

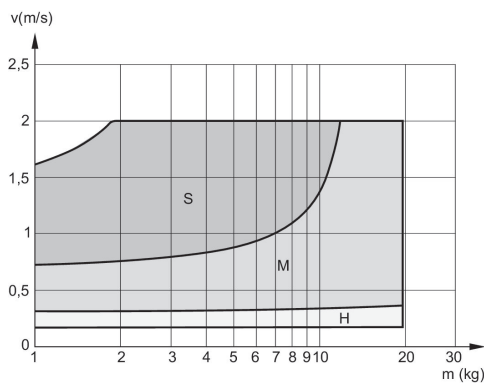
Ø 32 mm



V = velocity [m/s]
 M = moving mass
 S = soft
 M = medium
 H = hard

Cushioning diagram

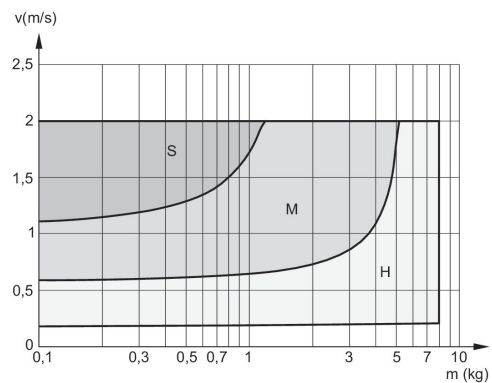
Ø 25 mm



V = velocity [m/s]
 M = moving mass
 S = soft
 M = medium
 H = hard

Cushioning diagram

Ø 16 mm



V = velocity [m/s]
 M = moving mass
 S = soft
 M = medium
 H = hard