

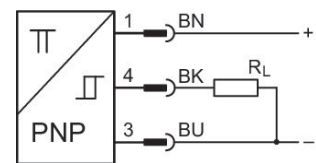
Sensor, Series ST6

R412022859

General series information

AVENTICS Series ST6 Magnetic proximity sensors

- The AVENTICS Series ST6 sensors are suitable for mounting in the 6 mm T-slot as well as sensor mounting to the cylinder. They are suited for mounting to all AVENTICS round cylinders, tie rod cylinders, and profile cylinders. With their optimized, compact shape, the sensors can be flush-fit into existing slots and integrated into any machine environment, even with sensor mounting. Retaining ribs on the side of the sensor enable simple mounting, including in hard-to-reach locations or for overhead assembly. The durable mounting screw holds the sensor in the desired position and can withstand shocks or vibrations.



Technical data

Industry

Direct mounting for series

Indirect mounting for series

Industrial

PRA
PRE
CCI
KPZ
SSI
GPC
CVI
TRB
ITS
CCL-IS
MNI
CSL-RD
RPC
ICS-D2
ICM
KHZ
TRR

| | |
|--|---|
| Slot width | 6 mm T-slot |
| Cable | with cable |
| Type of contact | electronic PNP |
| Nominal current, actuated state | < 30 mA |
| Quiescent current (without load) | < 8 mA |
| Hysteresis | ≥ 0,2 mT |
| Switching capacity | Reed, 3-pin: max. 6 W |
| Certificates | CE declaration of conformity cULus RoHS UL (Underwriters Laboratories) |
| Protection class | IP65 IP67 |
| Min. ambient temperature | -30 °C |
| Max. ambient temperature | 80 °C |
| Voltage drop U at I _{max} | ≤ 2,5 V |
| DC switching current, max. | 0.13 A |
| Max. switching frequency | 1000 Hz |
| Switching point precision | ±0,1 mT |
| Switching logic | NO (make contact) |
| LED status display | Yellow |
| Electrical connection 2, type | Plug |
| Electrical connection 2, thread size | M8x1 |
| Electrical connection 2, number of poles | 3-pin |
| Operating voltage DC, min. | 10 V DC |
| Operating voltage DC, max. | 30 V DC |
| Short circuit resistance | short circuit resistant Protected against polarity reversal |
| Shock resistance | 30 g / 11 ms |
| Vibration resistance | 10 - 55 Hz, 1 mm |
| Cable length L | 0.3 m |

Material

| | |
|------------------------|-----------------|
| Housing material | Polyamide |
| Material cable sheath | Polyurethane |
| Material locking screw | Stainless Steel |
| Part No. | R412022859 |

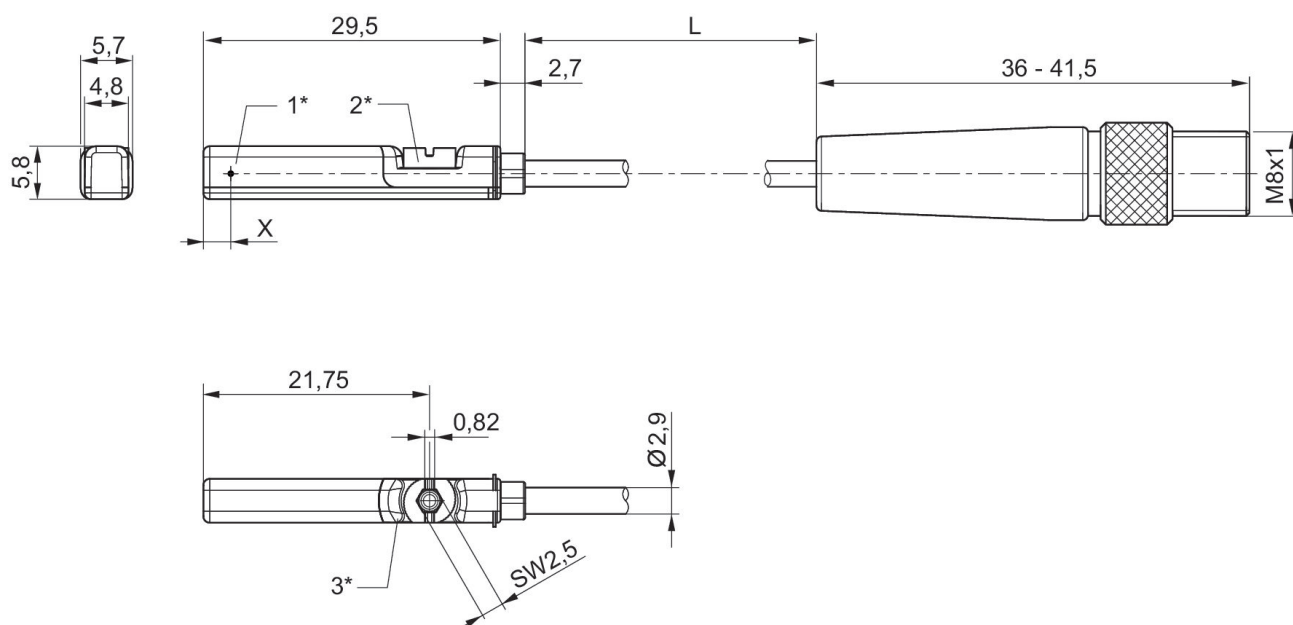
Technical information

The pressure dew point must be at least 15 °C less than ambient and medium temperature and may not exceed 3 °C.

The oil content of compressed air must remain constant during the life cycle.

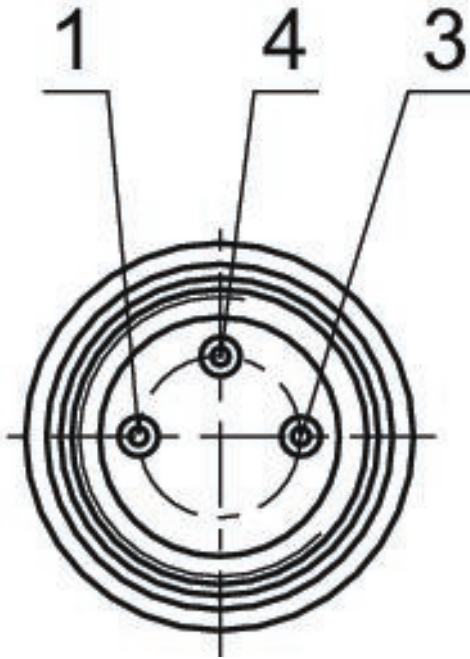
Use only the approved oils from AVENTICS. Further information can be found in the "Technical information" document (available in <https://www.emerson.com/en-us/support>).

Dimensions



1* = switching point 2* = locking screw 3* = LED window, transparent
L = cable length
X = electronic: 11,6 mm, Reed: 8,3 mm

Pin assignment M8x1 (3-pin)



Pin assignments

| Pin | Allocation |
|-----|------------|
| 1 | (+) |
| 3 | (-) |
| 4 | (OUT) |