

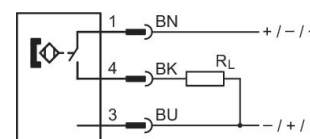
Sensor, Series ST6

R412022874

General series information

AVENTICS Series ST6 Magnetic proximity sensors

- The AVENTICS Series ST6 sensors are suitable for mounting in the 6 mm T-slot as well as sensor mounting to the cylinder. They are suited for mounting to all AVENTICS round cylinders, tie rod cylinders, and profile cylinders. With their optimized, compact shape, the sensors can be flush-fit into existing slots and integrated into any machine environment, even with sensor mounting. Retaining ribs on the side of the sensor enable simple mounting, including in hard-to-reach locations or for overhead assembly. The durable mounting screw holds the sensor in the desired position and can withstand shocks or vibrations.



Technical data

Industry

Direct mounting for series

Indirect mounting for series

Slot width

Industrial

PRA

PRE

CCI

KPZ

SSI

GPC

CVI

TRB

ITS

CCL-IS

MNI

CSL-RD

RPC

ICS-D2

ICM

KHZ

TRR

6 mm T-slot

Cable	with cable
Type of contact	Reed
Hysteresis	≥ 0,2 mT
Switching capacity	Reed, 3-pin: max. 6 W
Certificates	CE declaration of conformity cULus RoHS UL (Underwriters Laboratories)
Protection class	IP65 IP67
Min. ambient temperature	-30 °C
Max. ambient temperature	80 °C
Voltage drop U at I _{max}	I*Rs
DC switching current, max.	0.3 A
AC switching current, max.	0.5 A
Max. switching frequency	400 Hz
Switching point precision	±0,1 mT
Switching logic	NO (make contact)
LED status display	Yellow
Electrical connection 2, type	Plug
Electrical connection 2, thread size	M8x1
Electrical connection 2, number of poles	3-pin
Operating voltage DC, min.	10 V DC
Operating voltage DC, max.	30 V DC
Operating voltage AC, min.	10 V AC
Operational voltage AC, max.	30 V AC
Short circuit resistance	Protected against polarity reversal
Shock resistance	30 g / 11 ms
Vibration resistance	10 - 55 Hz, 1 mm
Cable length L	0.5 m

Material

Housing material	Polyamide
Material cable sheath	Polyurethane
Material locking screw	Stainless Steel
Part No.	R412022874

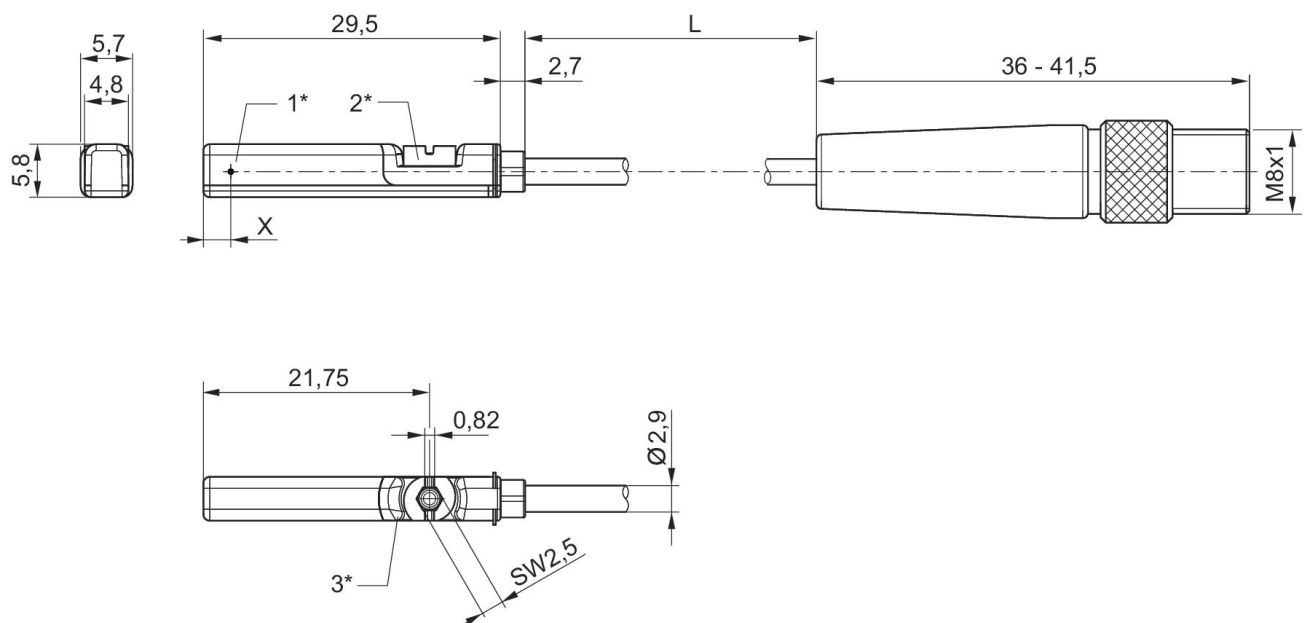
Technical information

The pressure dew point must be at least 15 °C less than ambient and medium temperature and may not exceed 3 °C.

The oil content of compressed air must remain constant during the life cycle.

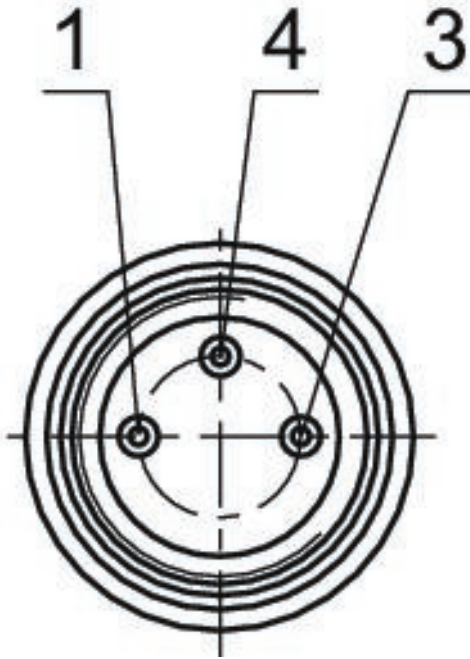
Use only the approved oils from AVENTICS. Further information can be found in the "Technical information" document (available in <https://www.emerson.com/en-us/support>).

Dimensions



1* = switching point 2* = locking screw 3* = LED window, transparent
L = cable length
X = electronic: 11,6 mm, Reed: 8,3 mm

Pin assignment M8x1 (3-pin)



Pin assignments

Pin	Allocation
1	(+)
3	(-)
4	(OUT)