


- 2-finger, parallel gripper
- with magnetic piston
- Stroke/finger 2,5 4 6 8 10 13 16 mm
- Recommended workpiece mass 0,62 0,7 1,25 2,1 3,3 5,4 8,2 kg
- Double-acting

AVENTICS Series UPG Grippers

The AVENTICS Series UPG is a 2-finger parallel gripper characterized by its high gripping forces, precision, and exact movement of the clamping jaws. They can be selected based on the application requirements and flexibly equipped with object-specific gripper fingers.



Technical data

Industry

Industrial

Note

Archive product: Do not use in new constructions!

Number of fingers

2

Type

Parallel

Grippers type

2-finger, parallel gripper

Grippers function

Double-acting

Type

UPG-P-40

Min. working pressure

2.5 bar

Max. working pressure

8 bar

Min. ambient temperature

5 °C

Max. ambient temperature

90 °C

Magnetic piston

with magnetic piston

Max. particle size

5 µm

Pressure for determining forces

6 bar

Medium

Compressed air

Min. oil content of compressed air

0 mg/m³

Max. oil content of compressed air

5 mg/m³

Effective gripping force of I.D gripper per finger, min.

66 N

Grippers, Series UPG, Double-acting

R412026301

Series UPG

2024-10-01

Effective gripping force of O.D gripper per finger, min.	61.5 N
Effective total gripping force I.D. gripper, min.	132 N
Effective total gripping force O.D. gripper, min.	123 N
Max. permissible finger length	50 mm
Max. permissible finger mass	0.1 kg
Closing time at 6 bar	0.02 s
Opening time at 6 bar	0.02 s
Air consumption per double-stroke at 1 bar	2.5 cm ³
Recommended workpiece mass	0.62 kg
Stroke per finger	2.5 mm

Material

Housing material	Aluminum
Surface housing	anodized
Seal material	Acrylonitrile butadiene rubber
Material function parts	Steel, chrome-plated
Weight	0.08 kg
Part No.	R412026301

Technical information

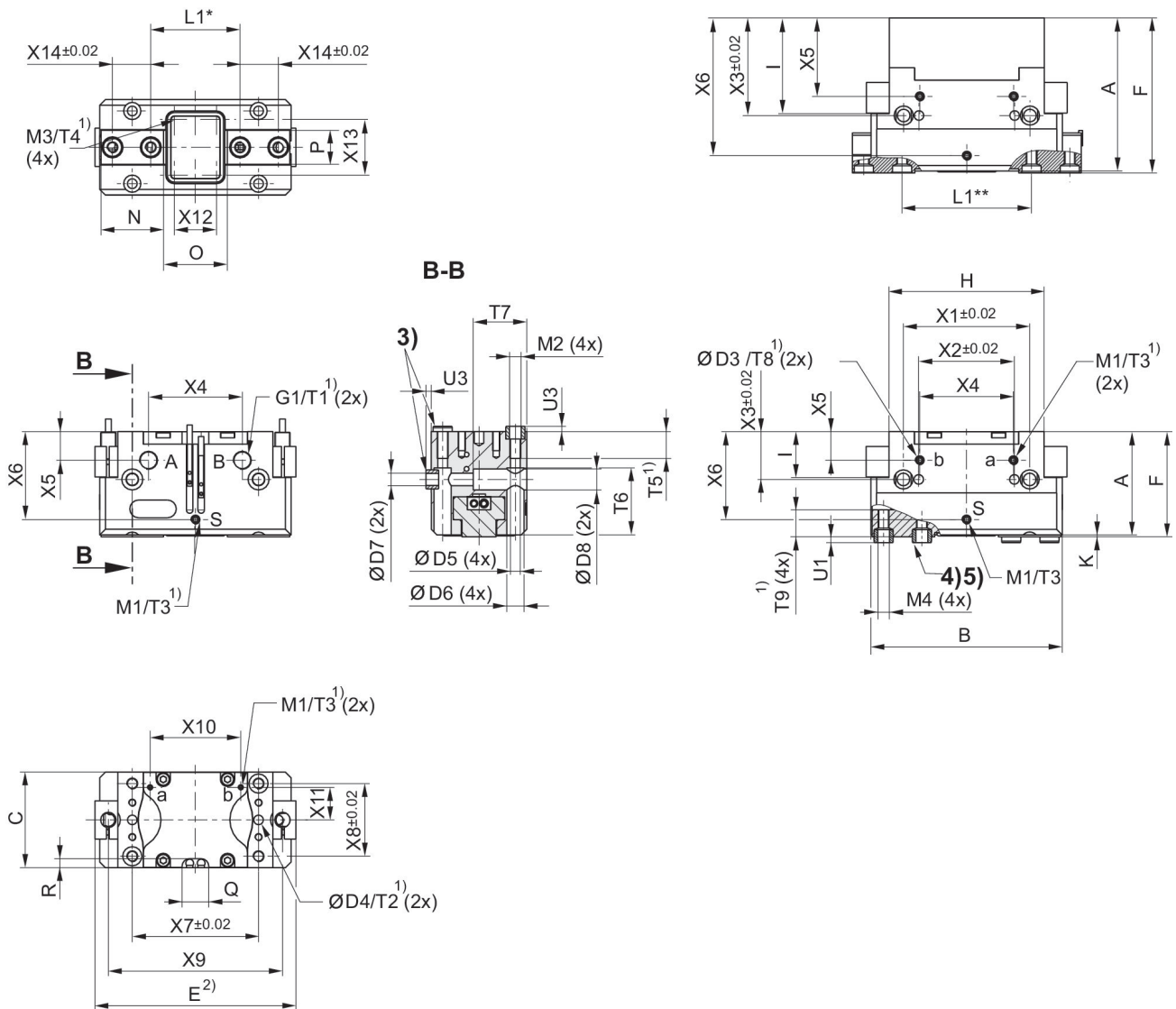
Grip tolerance determined by measuring the dispersion of the end positions for 100 successive strokes.

The pressure dew point must be at least 15 °C less than ambient and medium temperature and may not exceed 3 °C.

The oil content of compressed air must remain constant during the life cycle.

Use only the approved oils from AVENTICS. Further information can be found in the "Technical information" document (available in <https://www.emerson.com/en-us/support>).

Dimensions



* Gripper closed

** Gripper open

1) min.

2) max.

3) Sleeve ØD2 h6 ØD2 in housing for bottom gripper connection (2x)

4) Sleeve ØD1 h6 ØD1 H7 in base jaw for bottom finger connection (4x)

5) Sleeve ØD1 h6 ØD1 in base jaw for bottom finger connection (4x)

Part No.	A	B	C	D1 H7	D2 H7	D3 H7	D4 H7	D5	D6
R412026301	24	45	24	4	5	-	-	2.5	4.8
R412026302	30	57	30	5	6	-	-	3,3	5,8
R412026303	38	64	36	6	8	4	4	4,2	7,25
R412026304	48	80	42	8	8	-	4	4,2	7,25
R412026305	54	100	50	10	10	5	5	5,1	9
R412026306	62	125	60	10	12	6	6	6,8	10,5
R412026307	76	160	72	14	12	6	6	6,8	10,5

Grippers, Series UPG, Double-acting

R412026301

Series UPG

2024-10-01

Part No.	D7	D8	E	F	G1	H	I	K	L1*
R412026301	2.6	4.8	-	24.7	M3	38	9	0.7	26.5
R412026302	3,3	5,8	-	31	M5	42	13	1	33,5
R412026303	4,2	7,25	70	39	M5	52	15	1	40,5
R412026304	5,1	9	87	49	M5	63	20	1	53
R412026305	6,6	11	105	55	G1/8	81	24	1	67
R412026306	9	14	130	63	G1/8	100	26	1	87
R412026307	9	14	162,5	77	G1/8	125	32	1	109

Part No.	L1**	M1	M2	M3	M4	N	O	P	Q
R412026301	21.5	M2	M3	M2	M2.5	14.8	14.9	6.8	9.5
R412026302	25,5	M5	M4	M2,5	M3	18,6	19	10	9.5
R412026303	28,5	M5	M5	M2,5	M4	21	20,3	12	11
R412026304	37	M5	M5	M2,5	M5	26	26,8	14,4	12
R412026305	47	M5	M6	M3	M6	32,7	33,3	17,8	14
R412026306	61	M5	M8	M3	M6	39	45,5	19,7	14
R412026307	77	M5	M8	M3	M10	50	57,9	26	16

Part No.	R	T1	T2	T3	T4	T5	T6	T7	T8
R412026301	3.5	4	-	4	3.5	8	16	14	-
R412026302	3,8	4,5	-	6	3,5	11	19	18	-
R412026303	4,3	6	6	6	3,5	12	24,1	25	5
R412026304	4,2	6	8	4	3,5	15	33	24	-
R412026305	4,8	7	6	6	5,5	14	35	28	5
R412026306	4,3	7	10	6	5,5	20	39,5	38	6
R412026307	5,3	7	12	6	5,5	20	55,5	41	7

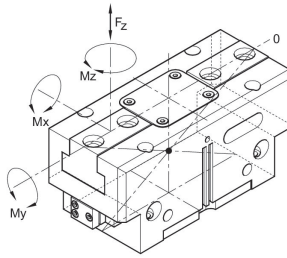
Part No.	T9	U1	U3	X1	X2	X3	X4	X5	X6
R412026301	6.1	2.2	2	32	-	11	22	8	18.6
R412026302	8,5	2,2	2,5	35	-	14,5	24	10	25,5
R412026303	10	2,6	2,5	42	20	17,5	31	10	33
R412026304	10	2,6	2,5	52	-	20	40	12	39,5
R412026305	14,2	3,1	3	66	50	25	49	15	46
R412026306	13	3,1	3	82	60	30	63	15	53
R412026307	17	4	3	100	76	28	74	18	61

Part No.	X7	X8	X9	X10	X11	X12	X13	X14
R412026301	32	18	-	20	6.8	8	14	8
R412026302	35	22	-	22,6	8,7	11	18	12
R412026303	42	27	58,6	27	10	13	20,5	13
R412026304	52	32	73	37	12	17	14,4	16
R412026305	66	38	91	47,4	17	22	17,8	20
R412026306	82	45	116	61	20	35,5	19,7	24
R412026307	100	56	148,5	75	24,5	43	31	32

* Gripper open

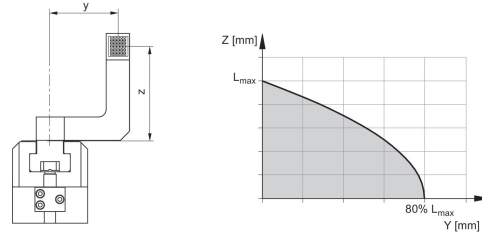
** Gripper closed

Max. permissible forces and torques on gripper



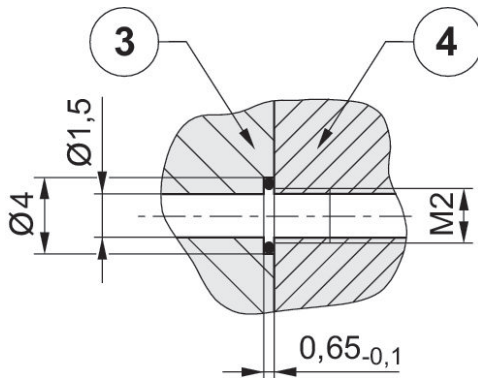
Moments and forces are static values, apply per base jaw, and may occur simultaneously. M_y may arise in addition to the moment generated by the gripping force itself.

Maximum permissible projection Gripping range



L_{max} = Max. permissible finger length

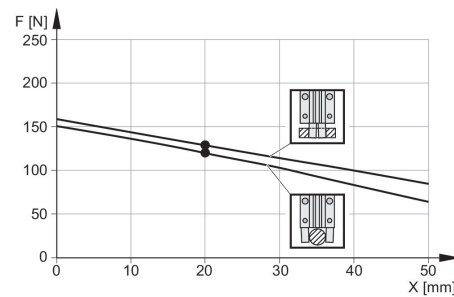
Tubeless direct connection M2



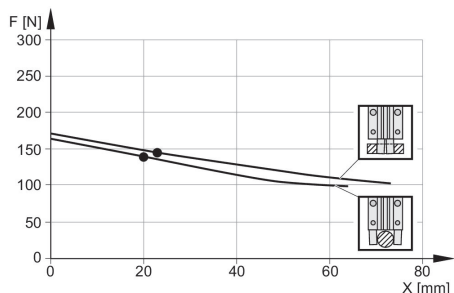
The direct connection is used for supplying compressed air without tubing, which is liable to faults. Instead, the pressure medium is fed through boreholes in the screw-on plate.

- 3) Adapter
- 4) Grippers

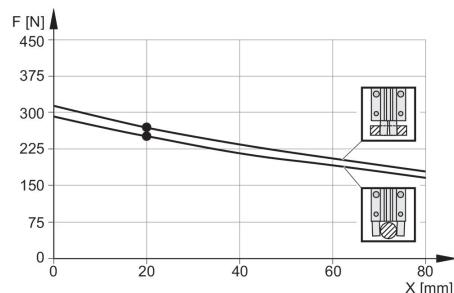
Gripping force/finger UPG-P-40



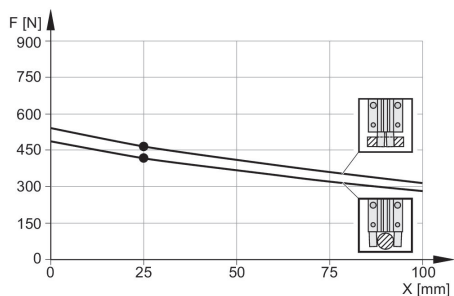
Gripping force/finger
UPG-P-50



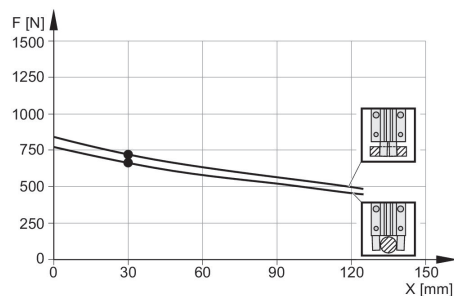
Gripping force/finger
UPG-P-64



Gripping force/finger
UPG-P-80



Gripping force/finger
UPG-P-100



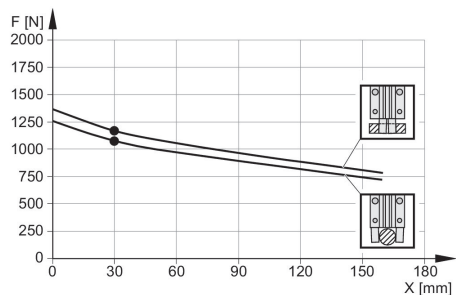
Grippers, Series UPG, Double-acting

R412026301

Series UPG

2024-10-01

Gripping force/finger UPG-P-125



Gripping force/finger UPG-P-160

