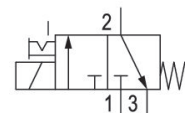



## AVENTICS Series 490/579/589 Directional Control Valves

The AVENTICS Series 490/579/589 have a robust polymer housing that can be mounted individually or as a block. They cover a large range of voltages and feature fast connections for pneumatic tubing.



### Technical data

|                                  |                         |
|----------------------------------|-------------------------|
| Industry                         | Industrial              |
| Activation                       | Electrically            |
| Valve type                       | Poppet valve            |
| Switching principle              | 3/2, with spring return |
| Valve function                   | NC                      |
| Sealing principle                | Soft seal               |
| Connection type                  | Pipe connection         |
| Manual override                  | with detent             |
| Compressed air connection output | Ø 6x1                   |
| Nominal flow Qn                  | 50 l/min                |
| Min. working pressure            | 0 bar                   |
| Max. working pressure            | 7 bar                   |
| Electrical connection type       | Plug                    |
| Electrical connection size       | ISO 15217, form C       |
| Protection class with connection | IP65                    |

# 3/2-directional valve, Series 579

2023-11-02

5792200210

---

|                             |                                     |
|-----------------------------|-------------------------------------|
| Reverse polarity protection | Protected against polarity reversal |
| Operational voltage         | 12 V DC                             |
| Operational voltage DC      | 12 V                                |
| Voltage tolerance DC        | -10% / +10%                         |

|                      |       |
|----------------------|-------|
| Coil width           | 20 mm |
| Power consumption DC | 2 W   |

|                      |       |
|----------------------|-------|
| Duty cycle           | 100 % |
| Typ. switch-on time  | 20 ms |
| Typ. switch-off time | 23 ms |

|                                    |                              |
|------------------------------------|------------------------------|
| Blocking principle                 | End valve                    |
| Can be assembled into blocks       | Can be assembled into blocks |
| Min. ambient temperature           | -15 °C                       |
| Max. ambient temperature           | 50 °C                        |
| Min. medium temperature            | -15 °C                       |
| Max. medium temperature            | 50 °C                        |
| Medium                             | Compressed air               |
| Min. oil content of compressed air | 0 mg/m <sup>3</sup>          |
| Max. oil content of compressed air | 1 mg/m <sup>3</sup>          |
| Max. particle size                 | 5 µm                         |

|        |          |
|--------|----------|
| Weight | 0.079 kg |
|--------|----------|

## Material

|                  |                                |
|------------------|--------------------------------|
| Housing material | Polyamide                      |
| Seal material    | Acrylonitrile butadiene rubber |
| Part No.         | 5792200210                     |

## Technical information

Versions with voltage of less than 50 V DC do not have a protective ground.

The min. control pressure must be adhered to, since otherwise faulty switching and valve failure may result!

The pressure dew point must be at least 15 °C less than ambient and medium temperature and may not exceed 3 °C.

The oil content of compressed air must remain constant during the life cycle.

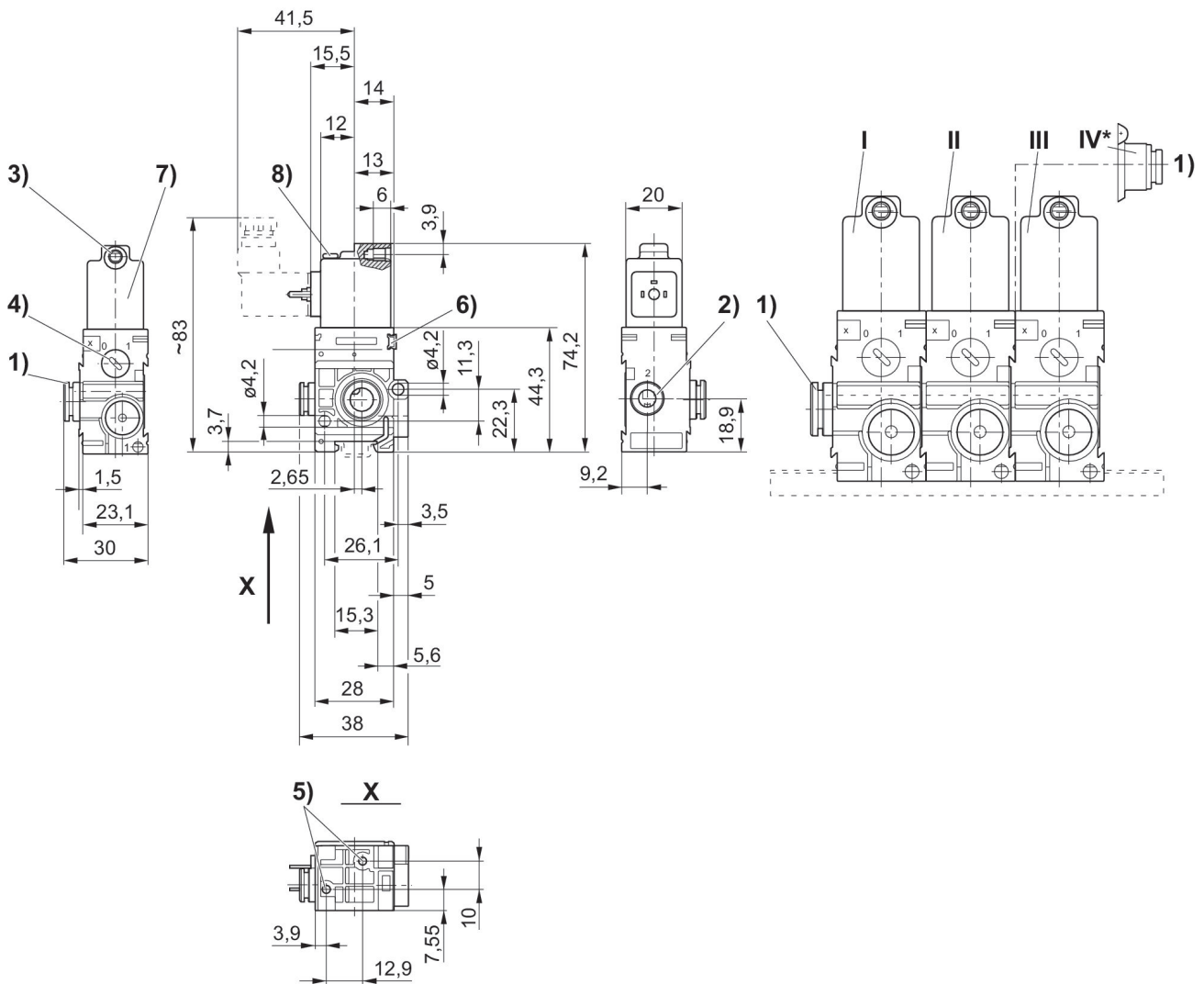
Use only the approved oils from AVENTICS. Further information can be found in the "Technical information" document (available in <https://www.emerson.com/en-us/support>).

# 3/2-directional valve, Series 579

2023-11-02

5792200210

## Dimensions



1) Port 1 2) Port 2 3) Port 3 core Ø for M5 4) Manual override 5) Pocket hole 6 mm deep for 3.5 self-tapping screw 6) Mounting space for name plate 7) Coil can be rotated at 180° intervals 8) LED \* Air conn. module (item IV) mounted onto stacking valve (item II) permits additional air supply from right hand side. End valve (item III) not required.

I = Inlet valve, II = Stacking valve, III = End valve