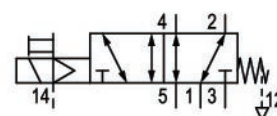


5/2-directional valve, Series 581, size 2

5812152160

ISO 5599-1, size 2, series 581

■ $Q_n = 2100 \dots 2700$ l/min



Technical data

Industry
Industrial

Activation
Electrically

Nominal flow Q_n
2700 l/min

Switching principle
5/2

Compressed air connection output
Base plate ISO 5599-1

Working pressure min.
-0.95 bar

Working pressure max
10 bar

DC operating voltage
24 V

Voltage tolerance DC
-10% / +10%

Manual override
without detent

Electrical connection type
Plug

Electr. connection
3-pin

Actuating control
Single Solenoid

Sealing principle
Soft Seal

Pilot
External

Standards
ISO 5599-1

Pilot valve width
15 mm

Valve type
Spool valve

Blocking principle

Single base plate principle

Connection type

Plate connection

Return

With spring return

Compressed air connection input

Base plate ISO 5599-1

Compressed air connection, exhaust

Base plate ISO 5599-1

Compressed air connection pilot exhaust

Base plate ISO 5599-1

Power consumption DC

2.2 W

Flow conductance C

10.8 l/(s*bar)

Cable length

0.5 m

Frame size

ISO 2

Control pressure min.

3 bar

Control pressure max.

10 bar

Min. ambient temperature

-10 °C

Max. ambient temperature

50 °C

Min. medium temperature

-10 °C

Max. medium temperature

50 °C

Medium

Compressed air

Max. particle size

50 µm

Oil content of compressed air min.

0 mg/m³

Oil content of compressed air max.

5 mg/m³

Protection class with connection

IP67

Protective circuit

Z-diode

Reverse polarity protection

Protected against polarity reversal

LED status display

Green

Duty cycle

100 %

Typ. switch-on time

14 ms

Typ. switch-off time

28 ms

mounting screws

with hexagon socket

Mounting screw tightening torque

3.5 Nm

Weight

0.3 kg

Housing material

Polyamide fiber-glass reinforced

Seal material

Acrylonitrile butadiene rubber

Part No.

5812152160

Technical information

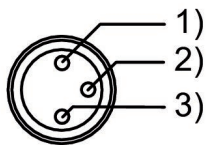
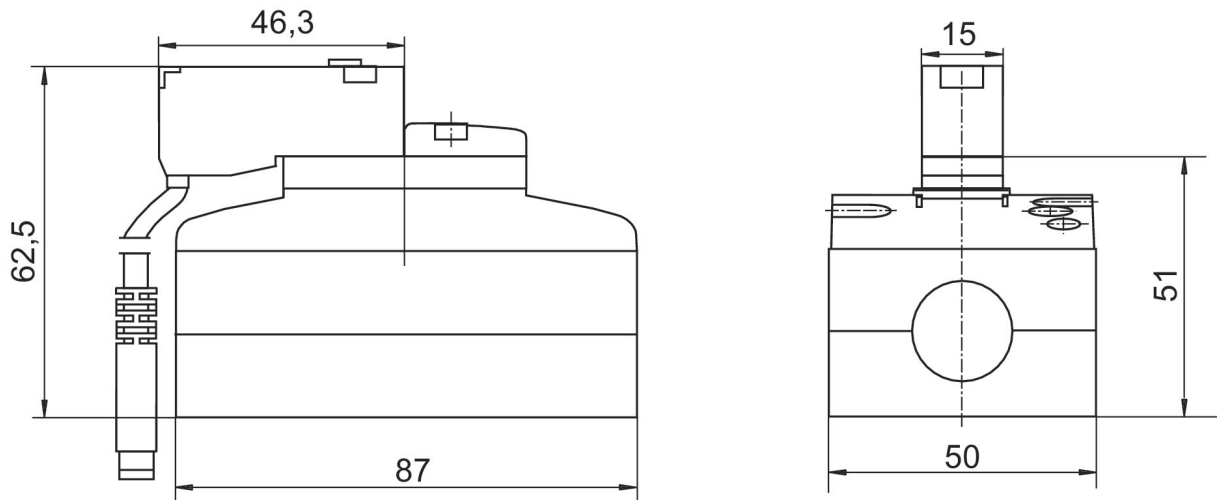
The min. control pressure must be adhered to, since otherwise faulty switching and valve failure may result!

The pressure dew point must be at least 15 °C under ambient and medium temperature and may not exceed 3 °C .

The oil content of compressed air must remain constant during the life cycle.

Use only the approved oils from AVENTICS. Further information can be found in the "Technical information" document (available in <https://www.emerson.com/en-us/support>).

Dimensions



Pin assignment 1) brown (+24 V) 2) green/yellow (ground) 3) blue (0 V)