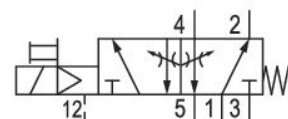


# 5/2-directional valve, Series 581, size 3

## 5813111720

ISO 5599-1, size 3, series 581

■  $Q_n = 4100 \dots 4800$  l/min



### Technical data

Industry  
Industrial

Activation  
Electrically

Nominal flow  $Q_n$   
4800 l/min

Switching principle  
5/2

Compressed air connection output  
Base plate ISO 5599-1

Working pressure min.  
-0.95 bar

Working pressure max.  
10 bar

DC operating voltage  
24 V

Voltage tolerance DC  
-10% / +10%

Manual override  
with detent

Electrical connection type  
Plug

Electrical connection size  
M12

Electr. connection  
4-pin

Actuating control  
Single Solenoid

Sealing principle  
Soft Seal

Pilot  
Internal

Standards  
ISO 5599-1

Pilot valve width  
16 mm

Valve type	Medium
Spool valve	Compressed air
Blocking principle	Max. particle size
Single base plate principle	5 µm
Connection type	Oil content of compressed air min.
Plate connection	0 mg/m <sup>3</sup>
Return	Oil content of compressed air max.
With spring return	5 mg/m <sup>3</sup>
Compressed air connection input	Protection class with connection
Base plate ISO 5599-1	IP65
Compressed air connection, exhaust	Protective circuit
Base plate ISO 5599-1	Z-diode
Compressed air connection pilot exhaust	LED status display
Base plate ISO 5599-1	Yellow
Power consumption DC	Duty cycle
0.35 W	100 %
Flow conductance C	Typ. switch-on time
18.9 l/(s*bar)	22 ms
Throttle	Typ. switch-off time
with throttle	54 ms
Frame size	mounting screws
ISO 3	with hexagon socket
Control pressure min.	Mounting screw tightening torque
3 bar	10 Nm
Control pressure max.	Weight
10 bar	0.9 kg
Min. ambient temperature	Housing material
0 °C	Aluminum
Max. ambient temperature	Seal material
50 °C	Acrylonitrile butadiene rubber
Min. medium temperature	Part No.
0 °C	5813111720
Max. medium temperature	
50 °C	

## Technical information

Switch-on power: 1 W for 40 ms

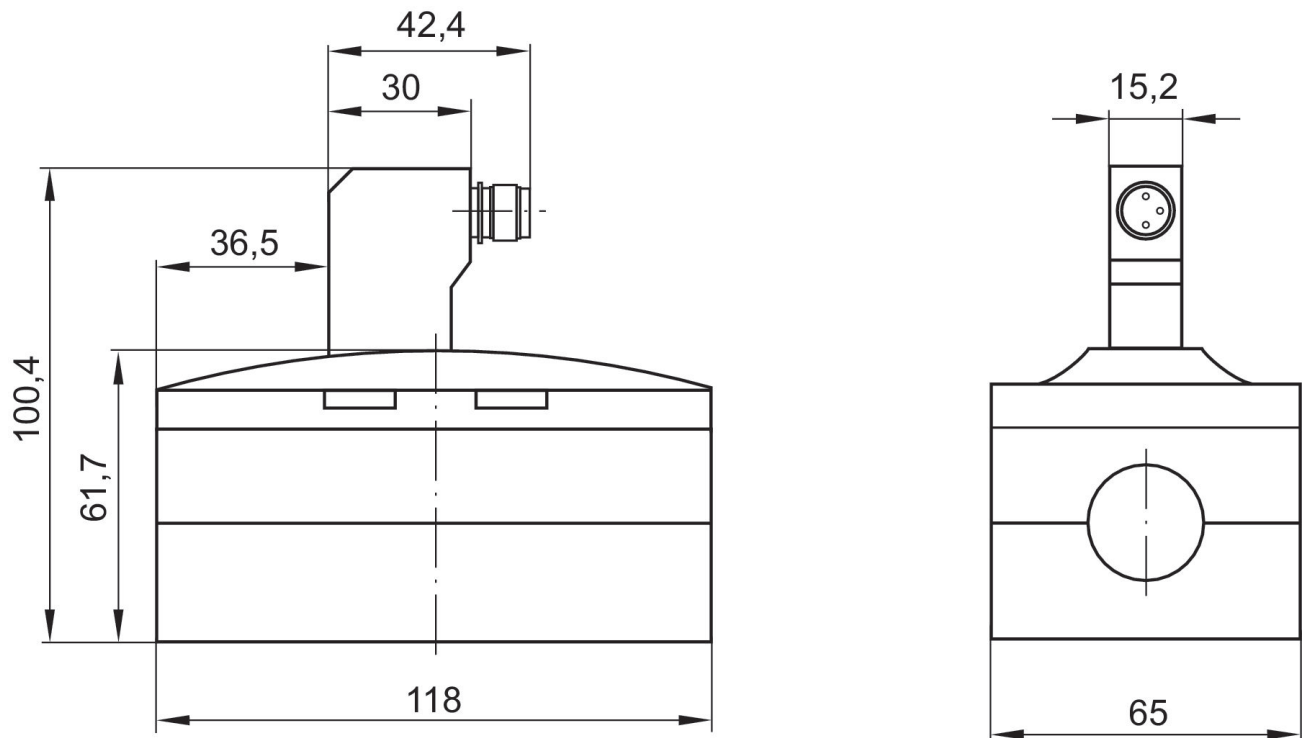
The min. control pressure must be adhered to, since otherwise faulty switching and valve failure may result!

The pressure dew point must be at least 15 °C under ambient and medium temperature and may not exceed 3 °C .

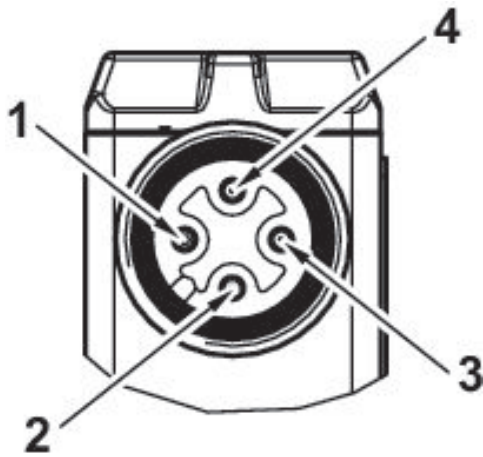
The oil content of compressed air must remain constant during the life cycle.

Use only the approved oils from AVENTICS. Further information can be found in the “Technical information” document (available in <https://www.emerson.com/en-us/support>).

## Dimensions



## Pin assignments



- 1) not assigned
- 2) Coil 12
- 3) 0 V DC
- 4) Coil 14