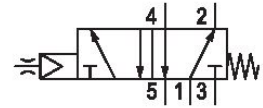


AVENTICS Series ST Directional valves

The AVENTICS Series ST offers a comprehensive range of spool valves with hardened stainless steel housing. The metal sealing system ensures their extended service life independent of the air quality. Its electrical, pneumatic, or mechanical actuating controls (roller, lever, pedal, push-button or plunger) make the ST Series ideal for demanding industry applications and panel installation.



Technical data

Industry	Industrial
Activation	Mechanical
Type	With spring return
Valve type	Spool valve
Actuating control	Double Solenoid
Plate connection	Pipe connection
Actuating element	Nozzle
Sealing principle	metal/metal sealing
Lock type	not lockable
Compressed air connection type	Internal thread
Compressed air connection input	G 1/8
Compressed air connection output	G 1/8
Compressed air connection, exhaust	G 1/8
Nominal flow Qn	280 l/min
Min. working pressure	2 bar
Max. working pressure	10 bar
Min. ambient temperature	-15 °C
Max. ambient temperature	80 °C
Min. medium temperature	-15 °C
Max. medium temperature	80 °C
Medium	Compressed air
Min. oil content of compressed air	5 mg/m ³
Max. oil content of compressed air	25 mg/m ³
Max. particle size	5 µm
Mounting screw	M4 with hexagon socket
Mounting screw tightening torque	2.5 Nm
Weight	0.21 kg

5/2-directional valve, Series ST

0820403018

Series ST

2024-12-12

Material

Housing material	Stainless Steel
Surface housing	hardened
Material, front cover	Polyamide
Material actuating control	Brass
Part No.	0820403018

Technical information

Notice: This product may only be operated with oiled compressed air.

Nominal flow Q_n at 6 bar and $\Delta p = 1$ bar

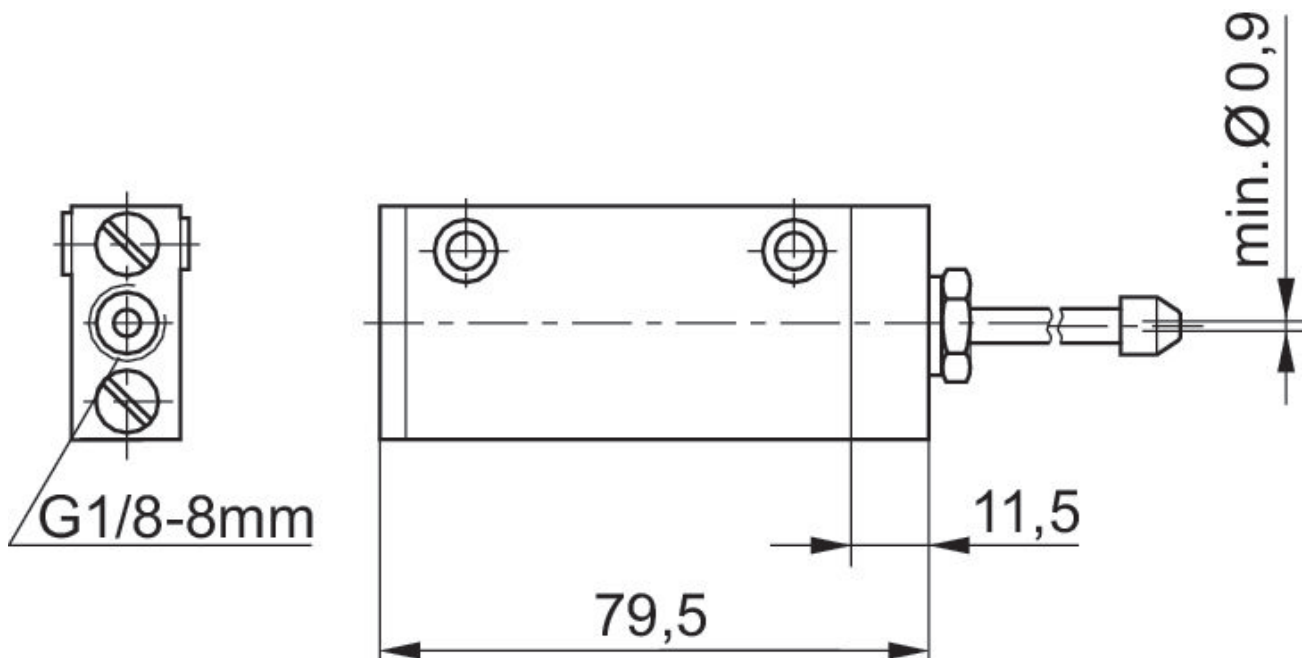
The min. control pressure must be adhered to, since otherwise faulty switching and valve failure may result!

The pressure dew point must be at least 15 °C less than ambient and medium temperature and may not exceed 3 °C.

The oil content of compressed air must remain constant during the life cycle.

Use only the approved oils from AVENTICS. Further information can be found in the "Technical information" document (available in <https://www.emerson.com/en-us/support>).

Dimensions in mm



Mounting via 2 through-holes in housing

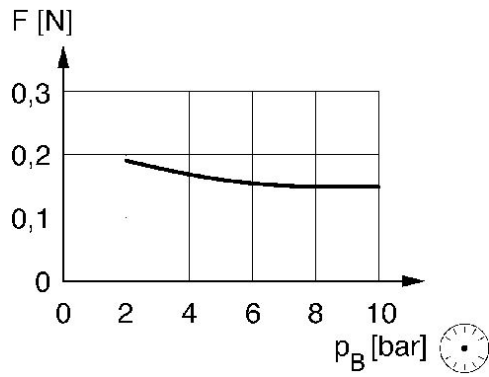
5/2-directional valve, Series ST

0820403018

Series ST

2024-12-12

Diagram



F = actuating force at the rear end of the spring-loaded rod
 p_B = Working pressure