


Adapter NPFV

FESTO



Characteristics

At a glance

- Adapter with filter to prevent malfunctions at the solenoid valve if the compressed air is unclean
- Built-in filter screen with a mesh size of 0.1 mm retains dirt particles and can be easily cleaned if necessary
- From male thread G1/4 to female thread G1/4 or NPT1/4 and male thread NPT1/4 to female thread NPT1/4

Type code

001	Series	
NPFV	Adapter	
002	Design type	
A	Adapter	
003	Additional features	
F	Filter	

004	Pneumatic connection 1	
G14	G1/4	
N14	1/4 NPT	
005	Connection type 2	
N14	1/4 NPT	
G14	G1/4	
006	Thread type	
MF	Male/female	

Datasheet

General technical data

Pneumatic connection, port 1	G1/4	1/4 NPT
Pneumatic connection, port 2	G1/4, 1/4 NPT	1/4 NPT
Nominal size	6 mm	

Operating and environmental conditions

Operating pressure	0.2 ... 0.8 MPa
Operating pressure	2 ... 8 bar
Operating pressure	29 ... 116 psi
Explosion protection	Zone 1 (ATEX) Zone 2 (ATEX) Zone 21 (ATEX) Zone 22 (ATEX)
Corrosion resistance class CRC ¹⁾	1 - Low corrosion stress

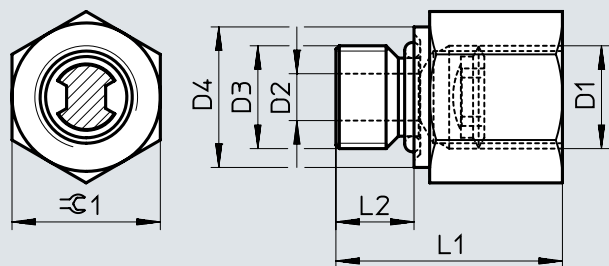
1) More information www.festo.com/x/topic/crc

Materials

Material adapter	High-alloy stainless steel
Material seals	NBR
Note on materials	RoHS-compliant
LABS (PWIS) conformity	VDMA24364 zone III


Dimensions

Dimensions – Adapter NPFV

Download CAD data → www.festo.com

	D1	D2	D3	D4	L1	L2	$\ominus 1$
NPFV-AF-G14-N14-MF	1/4 NPT	6	G1/4	18	29	10	19
NPFV-AF-G14-G14-MF	G1/4	6	G1/4	18	29	10	19
NPFV-AF-N14-N14-MF	1/4 NPT	6	1/4 NPT	18	29	10	19

Ordering data

Ordering data					
	Pneumatic connection, port 1	Pneumatic connection, port 2	Nominal size	Part no.	Type
	G1/4	G1/4	6 mm	563398	NPFV-AF-G14-G14-MF
		1/4 NPT		563397	NPFV-AF-G14-N14-MF
	1/4 NPT			4727333	NPFV-AF-N14-N14-MF