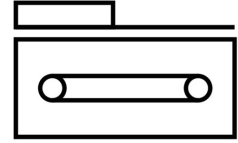




# Belt driven linear actuator ELGC-TB-KF-60-500

Part number: 8062778

FESTO



 [General operating condition](#)

## Data sheet

Feature	Value
Drive pinion effective diameter	24.83 mm
Working stroke	500 mm
Size	60
Stroke reserve	0 mm
Toothed belt pitch	3 mm
Mounting position	Any
Guide	Recirculating ball bearing guide
Structural design	Electromechanical linear axis with toothed belt
Motor type	Stepper motor Servo motor
Symbol	00991212
Position sensing	For proximity sensor For inductive proximity sensors
Max. acceleration	15 m/s <sup>2</sup>
Max. speed	1.5 m/s
Repetition accuracy	±0.1 mm
Duty cycle	100%
LABS (PWIS) conformity	VDMA24364 zone III
Suitability for the production of Li-ion batteries	Metals with more than 1% by mass of copper, zinc or nickel by mass are excluded from use. Exceptions are nickel in steel, chemically nickel-plated surfaces, printed circuit boards, cables, electrical plug connectors and coils
Cleanroom class	Class 7 according to ISO 14644-1
Storage temperature	-20 °C ... 60 °C
Degree of protection	IP40
Ambient temperature	0 °C ... 50 °C
Impact energy in the end positions	2.5E-4 J
Note on the impact energy in the end positions	At maximum speed of the reference run of 0.01 m/s
2nd moment of area ly	441000 mm <sup>4</sup>
2nd moment of area lz	542000 mm <sup>4</sup>
Max. driving torque	1.49 Nm
Max. force Fy	3641 N
Max. force Fz	3641 N
Max. force Fy total axis	600 N
Max. force Fz total axis	1800 N
Fy with theoretical service life of 100 km (from a guide perspective only)	13400 N

Feature	Value
Fz with theoretical service life of 100 km (from a guide perspective only)	13400 N
Max. no-load resistance to shifting	15.6 N
Max. torque Mx	29.1 Nm
Max. torque My	31.8 Nm
Max. torque Mz	31.8 Nm
Max. moment Mx total axis	29.1 Nm
Max. moment My total axis	31.8 Nm
Max. moment Mz total axis	31.8 Nm
Mx with theoretical service life of 100 km (from a guide perspective only)	107 Nm
My with theoretical service life of 100 km (from a guide perspective only)	117 Nm
Mz with theoretical service life of 100 km (from a guide perspective only)	117 Nm
Distance between slide surface and guide center	54.6 mm
Max. feed force Fx	120 N
No-load driving torque	0.194 Nm
Torsion moment of inertia It	29800 mm <sup>4</sup>
Mass moment of inertia JH per meter of stroke	0.0851 kgcm <sup>2</sup>
Mass moment of inertia JL per kg of payload	1.5411 kgcm <sup>2</sup>
Mass moment of inertia JO	0.8804 kgcm <sup>2</sup>
Feed constant	78 mm/U
Reference service life	5000 km
Maintenance interval	Life-time lubrication
Moving mass	482 g
Slide weight	139 g
Product weight	3901 g
Basic weight with 0 mm stroke	1775 g
Additional weight per 10 mm stroke	43 g
Dynamic deflection (load moved)	0.05% of axis length, maximum 0.5 mm
Static deflection (load at standstill)	0.1 % of axis length
Interface code, actuator	T42
Material of end caps	Die cast aluminum, painted
Profile material	Wrought aluminum alloy, anodized
Note on materials	RoHS-compliant
Cover strip material	Stainless steel strip
Drive cover material	Die cast aluminum, painted
Slide carriage material	Steel
Guide rail material	Steel
Belt pulley material	High-alloy stainless steel
Slide material	Die-cast aluminum
Toothed belt material	Polychloroprene with glass fiber