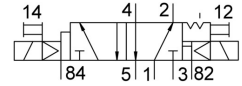




Air solenoid valve

JMFDH-5-1/4-EX

Part number: 536194

FESTO



 General operating condition

Data sheet

Feature	Value
Valve function	5/2, bistable, dominant
Actuation type	Electrical
Width	30.5 mm
Standard nominal flow rate	1100 l/min
Pneumatic working port	G1/4
Operating voltage	Via solenoid coil, to be ordered separately
Operating pressure	0.25 MPa ... 0.8 MPa
Operating pressure	2.5 bar ... 8 bar
Structural design	Plate seat
CE marking (see declaration of conformity)	as per EU explosion protection directive (ATEX)
Explosion protection certification outside the EU	EPL Db (GB) EPL Gb (GB)
UKCA marking (see declaration of conformity)	acc. to UK EX instructions
ATEX category gas	II 2G
ATEX category for dust	II 2D
Type of ignition protection for gas	Ex h IIC T4 Gb
Type of (ignition) protection for dust	Ex h IIIC T130°C Db
Explosive ambient temperature	-5°C ≤ Ta ≤ +40°C
Degree of protection	IP65
Nominal width	7 mm
Width dimension	32 mm
Exhaust air function	With flow control option
Sealing principle	Soft
Mounting position	Any
Manual override	Detenting
Type of control	Pilot-controlled
Flow direction	Non-reversible
Symbol	00995980
Lap	Underlap
Max. switching frequency	16 Hz
Changeover time	16 ms
Max. positive test pulse with 0 signal	2200 μs
Max. negative test pulse on 1 signal	3700 μs
Coil characteristics	See solenoid coil, to be ordered separately

Feature	Value
Explosion prevention and protection	Zone 1 (ATEX) Zone 1 (UKEX) Zone 2 (ATEX) Zone 21 (ATEX) Zone 21 (UKEX) Zone 22 (ATEX)
Operating medium	Compressed air as per ISO 8573-1:2010 [7:4:4]
Information on operating and pilot media	Operation with oil lubrication possible (required for further use)
Corrosion resistance class (CRC)	1 - Low corrosion stress
LABS (PWIS) conformity	VDMA24364-B1/B2-L
Storage temperature	-20 °C ... 60 °C
Temperature of medium	-5 °C ... 40 °C
Ambient temperature	-5 °C ... 40 °C
Product weight	530 g
Electrical connection	Via F coil, to be ordered separately
Type of mounting	Optionally: On terminal strip With through-hole
Venting hole connection	M5
Pilot exhaust air port 82	M5
Pilot exhaust air port 84	M5
Pneumatic connection 1	G1/4
Pneumatic connection 2	G¼
Pneumatic connection 3	G1/4
Pneumatic connection 4	G1/4
Pneumatic connection 5	G1/4
Note on materials	RoHS-compliant
Seals material	NBR TPE-U(PU)
Housing material	Die-cast aluminum