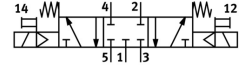




Air Solenoid valve VSNC-F-P53C-M-N14-F19A

FESTO

Part number: 8116403



 [General operating condition](#)

Data sheet

| Feature | Value |
|--|--|
| Valve function | 5/3, closed |
| Actuation type | Electrical |
| Width | 32 mm |
| Standard nominal flow rate | 1250 l/min |
| Pneumatic working port | NAMUR connection diagram |
| Operating voltage | Via solenoid coil, to be ordered separately |
| Operating pressure | 0.3 MPa ... 0.8 MPa |
| Operating pressure | 3 bar ... 8 bar |
| Structural design | Piston gate valve |
| Reset method | Mechanical spring |
| Exhaust air function | With flow control option |
| Sealing principle | Soft |
| Mounting position | Any |
| Conforms to standard | VDI/VDE 3845 (NAMUR) |
| Manual override | None |
| Type of control | Pilot-controlled |
| Pilot air supply port | Internal |
| Flow direction | Non-reversible |
| Symbol | 00991080 |
| Lap | Overlap |
| b-value | 0.4 |
| C value | 5.2 l/sbar |
| Switching time off | 380 ms |
| On switching time | 435 ms |
| Changeover time | 435 ms |
| Duty cycle | 100% |
| Coil characteristics | See solenoid coil, to be ordered separately |
| Explosion prevention and protection | Observe the information on the certificate Zone 1 (ATEX) Zone 2 (ATEX) Zone 21 (ATEX) Zone 22 (ATEX) |
| Operating medium | Compressed air as per ISO 8573-1:2010 [7:4:4] |
| Information on operating and pilot media | Operation with oil lubrication possible (required for further use) |
| Corrosion resistance class (CRC) | 2 - Moderate corrosion stress |
| LABS (PWIS) conformity | VDMA24364-B2-L |
| Temperature of medium | -20 °C ... 60 °C |

| Feature | Value |
|-------------------------|--------------------------|
| Ambient temperature | -20 °C ... 60 °C |
| Product weight | 619 g |
| Type of mounting | With through-hole |
| Venting hole connection | Not ducted |
| Pneumatic connection 1 | 1/4 NPT |
| Pneumatic connection 2 | NAMUR connection diagram |
| Pneumatic connection 3 | 1/4 NPT |
| Pneumatic connection 4 | NAMUR connection diagram |
| Pneumatic connection 5 | 1/4 NPT |
| Note on materials | RoHS-compliant |
| Seals material | NBR |
| Housing material | Wrought aluminum alloy |
| Material of screws | Steel, galvanized |