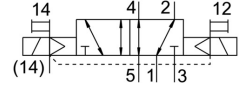




Air solenoid valve VSVA-B-B52-ZD-D1-1T1L

FESTO

Part number: 543696



 General operating condition

Data sheet

| Feature | Value |
|---|---|
| Valve function | 5/2, bistable |
| Actuation type | Electrical |
| Width | 42 mm |
| Standard nominal flow rate | 1300 l/min |
| Pneumatic working port | Sub-base, size 1 as per ISO 5599-2 G3/8 |
| Operating voltage | 24V DC |
| Operating pressure | -0.09 MPa ... 1 MPa |
| Operating pressure | -0.9 bar ... 10 bar |
| Structural design | Piston gate valve |
| Certification | c UL us - Recognized (OL) |
| Degree of protection | IP65 NEMA 4 |
| Exhaust air function | With flow control option Via throttle plate Via individual sub-base |
| Sealing principle | Soft |
| Mounting position | Any |
| Manual override | Detenting Non-detenting Covered |
| Type of control | Pilot-controlled |
| Pilot air supply port | External |
| Flow direction | Any |
| Symbol | 00992941 |
| Signal status display | LED |
| Pilot pressure MPa | 0.3 MPa ... 1 MPa |
| Pilot pressure | 3 bar ... 10 bar |
| Flow rate of pneumatic valve | 1800 l/min |
| Flow rate of pneumatic valve on individual sub-base | 1500 l/min |
| Optimized flow rate of pneumatic valve, pneumatically concatenated flow | 1860 l/min |
| Optimized flow rate of pneumatic valve pneumatically concatenated flow | 1300 l/min |
| Changeover time | 16 ms |
| Max. positive test pulse with 0 signal | 1400 µs |
| Max. negative test pulse on 1 signal | 900 µs |
| Nominal pick-up current per solenoid coil | 72 mA to 30 ms |
| Coil characteristics | 24 V DC: 1.6 W |

| Feature | Value |
|--|--|
| Surge resistance | 2.5 kV |
| Contamination level | 3 |
| Permissible voltage fluctuations | +/- 10 % |
| Operating medium | Compressed air as per ISO 8573-1:2010 [7:4:4] |
| Information on operating and pilot media | Operation with oil lubrication possible (required for further use) |
| Vibration resistance | Transport application test with severity level 2 as per FN 942017-4 and EN 60068-2-6 |
| Shock resistance | Shock test with severity level 2 as per FN 942017-5 and EN 60068-2-27 |
| Corrosion resistance class (CRC) | 0 - No corrosion stress |
| LABS (PWIS) conformity | VDMA24364-B1/B2-L |
| Relative air humidity | 0 - 90 % |
| Ambient temperature | -5 °C ... 50 °C |
| Product weight | 439 g |
| Electrical connection | Plug-in as per ISO 5599-2 |
| Type of mounting | On sub-base |
| Pilot air port 12/14 | Sub-base, size 1 as per ISO 5599-2 |
| Pilot exhaust air port 82/84 | Ducted Not ducted as per standard Optionally: |
| Pneumatic connection 1 | Sub-base, size 1 as per ISO 5599-2 |
| Pneumatic connection 2 | Sub-base, size 1 as per ISO 5599-2 |
| Pneumatic connection 3 | Sub-base, size 1 as per ISO 5599-2 |
| Pneumatic connection 4 | Sub-base, size 1 as per ISO 5599-2 |
| Pneumatic connection 5 | Sub-base, size 1 as per ISO 5599-2 |
| Note on materials | RoHS-compliant |
| Seals material | FPM HNBR NBR |
| Housing material | Die-cast aluminum PA |
| Material of screws | Steel, galvanized |