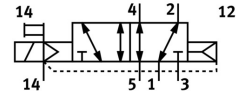




Air solenoid valve VSVA-B-M52-AZH-A1-1R2L

FESTO

Part number: 534525



 General operating condition

Data sheet

Feature	Value
Valve function	5/2, monostable
Actuation type	Electrical
Width	26 mm
Standard nominal flow rate	1100 l/min
Pneumatic working port	Sub-base, size 26 mm according to ISO 15407-1
Operating voltage	24V DC
Operating pressure	-0.09 MPa ... 1.6 MPa
Operating pressure	-0.9 bar ... 16 bar
Structural design	Piston gate valve
Reset method	Pneumatic spring
Certification	RCM compliance mark c UL us - Recognized (OL)
CE marking (see declaration of conformity)	As per EU EMC directive
UKCA marking (see declaration of conformity)	To UK instructions for EMC To UK RoHS instructions
Degree of protection	IP65 NEMA 4
Nominal width	9 mm
Width dimension	27 mm
Exhaust air function	With flow control option Via throttle plate Via individual sub-base
Sealing principle	Soft
Mounting position	Any
Conforms to standard	ISO 15407-1
Manual override	Non-detenting
Type of control	Pilot-controlled
Pilot air supply port	External
Flow direction	Any
Symbol	00991050
Lap	Overlap
Reverse polarity protection	for all electrical connections
Additional functions	Holding current reduction Safety shut-down
Signal status display	LED
Pilot pressure MPa	0.3 MPa ... 0.8 MPa
Pilot pressure	3 bar ... 8 bar

Feature	Value
b-value	0.25
C value	4.5 l/sbar
Flow rate of pneumatic valve	1400 l/min
Flow rate of pneumatic valve on individual sub-base	1100 l/min
Optimized flow rate of pneumatic valve pneumatically concatenated flow	1100 l/min
Switching time off	40 ms
On switching time	25 ms
Duty cycle	100%
Max. positive test pulse with 0 signal	400 µs
Max. negative test pulse on 1 signal	100 µs
Nominal pick-up current per solenoid coil	110 mA to 20 ms
Nominal current with current reduction	30 mA after 20 ms
Coil characteristics	24 V DC: low-current phase 1.0 W, high-current phase 2.4 W
Permissible voltage fluctuations	+/- 10 %
Operating medium	Compressed air as per ISO 8573-1:2010 [7:4:4]
Information on operating and pilot media	Operation with oil lubrication possible (required for further use)
Vibration resistance	Transport application test with severity level 2 as per FN 942017-4 and EN 60068-2-6
Shock resistance	Shock test with severity level 2 as per FN 942017-5 and EN 60068-2-27
Corrosion resistance class (CRC)	2 - Moderate corrosion stress
LABS (PWIS) conformity	VDMA24364-B1/B2-L
Temperature of medium	-5 °C ... 50 °C
Relative air humidity	0 - 90 %
Protection against direct and indirect contact	PELV
Pilot medium	Compressed air as per ISO 8573-1:2010 [7:4:4]
Ambient temperature	-5 °C ... 50 °C
Max. tightening torque for valve mounting	1.8 Nm ... 2.2 Nm
Product weight	270 g
Electrical connection	4-pin M8x1 Central plug Round design
Type of mounting	On sub-base With through-hole and screw
Pilot air port 12/14	Sub-base, size 26 mm as per ISO 15407-1
Pilot exhaust air port 82/84	Ducted Not ducted as per standard Optionally:
Note on materials	RoHS-compliant
Seals material	FPM HNBR NBR
Housing material	Die-cast aluminum