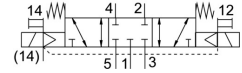




Air solenoid valve VSVA-B-P53C-ZH-A2-5C1

Part number: 547167

FESTO



 [General operating condition](#)

Data sheet

| Feature | Value |
|--|---|
| Valve function | 5/3, closed |
| Actuation type | Electrical |
| Valve size | 18 mm |
| Standard nominal flow rate | 450 l/min |
| Pneumatic working port | Sub-base, size 18 mm as per ISO 15407-1 Connecting plate size O2 according to VDMA 24563 G1/8 |
| Operating voltage | 12V DC |
| Operating pressure | -0.09 MPa ... 1 MPa |
| Operating pressure | -0.9 bar ... 10 bar |
| Structural design | Piston gate valve |
| Reset method | Mechanical spring |
| Degree of protection | IP65 NEMA 4 |
| Nominal width | 5 mm |
| Exhaust air function | With flow control option |
| Sealing principle | Soft |
| Mounting position | Any |
| Conforms to standard | ISO 15407-1 VDMA 24563 |
| Manual override | Non-detenting |
| Type of control | Pilot-controlled |
| Pilot air supply port | External |
| Flow direction | Reversible |
| Symbol | 00992938 |
| Lap | Overlap |
| Signal status display | LED |
| Pilot pressure MPa | 0.3 MPa ... 1 MPa |
| Pilot pressure | 3 bar ... 10 bar |
| Flow rate of pneumatic valve | 650 l/min |
| Flow rate of pneumatic valve on individual sub-base | 500 l/min |
| Optimized flow rate of pneumatic valve pneumatically concatenated flow | 450 l/min |
| Switching time off | 30 ms |
| On switching time | 18 ms |
| Changeover time | 20 ms |
| Duty cycle | 100% |
| Coil characteristics | 12 V DC: 1.8 W |

| Feature | Value |
|---|--|
| Permissible voltage fluctuations | -15 % / +10 % |
| Operating medium | Compressed air as per ISO 8573-1:2010 [7:4:4] |
| Information on operating and pilot media | Operation with oil lubrication possible (required for further use) |
| Vibration resistance | Transport application test with severity level 2 as per FN 942017-4 and EN 60068-2-6 |
| Shock resistance | Shock test with severity level 2 as per FN 942017-5 and EN 60068-2-27 |
| Corrosion resistance class (CRC) | 0 - No corrosion stress |
| LABS (PWIS) conformity | VDMA24364-B1/B2-L |
| Temperature of medium | -5 °C ... 50 °C |
| Relative air humidity | 0 - 90 % |
| Noise level | 85 dB(A) |
| Pilot medium | Compressed air as per ISO 8573-1:2010 [7:4:4] |
| Ambient temperature | -5 °C ... 50 °C |
| Max. tightening torque for valve mounting | 1 Nm |
| Product weight | 174 g |
| Electrical connection | Form C as per DIN EN 175301-803 Without PE conductor |
| Type of mounting | On sub-base |
| Auxiliary pilot air port 12 | Sub-base, size 18 mm as per ISO 15407-1 |
| Auxiliary pilot air port 14 | Sub-base, size 18 mm as per ISO 15407-1 |
| Pilot exhaust air port 82/84 | Ducted Not ducted as per standard |
| Pneumatic connection 1 | Sub-base, size 18 mm as per ISO 15407-1 |
| Pneumatic connection 2 | Sub-base, size 18 mm as per ISO 15407-1 |
| Pneumatic connection 3 | Sub-base, size 18 mm as per ISO 15407-1 |
| Pneumatic connection 4 | Sub-base, size 18 mm as per ISO 15407-1 |
| Pneumatic connection 5 | Sub-base, size 18 mm as per ISO 15407-1 |
| Pilot interface | as per ISO 15218 |
| Note on materials | RoHS-compliant |
| Seals material | HNBR NBR |
| Housing material | Die-cast aluminum |
| Material of screws | Steel Galvanized |