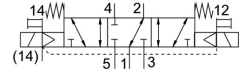




Air solenoid valve VSVA-B-P53F-ZD-D2-1T1L

FESTO

Part number: 8000465



 [General operating condition](#)

Data sheet

Feature	Value
Valve function	5/3 pressurized 1 to 2, 4 to 5 closed
Actuation type	Electrical
Width	52 mm
Standard nominal flow rate	2300 l/min
Pneumatic working port	Sub-base, size 2 according to ISO 5599-2 G1/2
Operating voltage	24V DC
Operating pressure	-0.09 MPa ... 1 MPa
Operating pressure	-0.9 bar ... 10 bar
Structural design	Piston gate valve
Certification	c UL us - Recognized (OL)
KC characters	KC EMC
CE marking (see declaration of conformity)	As per EU EMC directive
Degree of protection	IP65 NEMA 4
Width dimension	59 mm
Exhaust air function	With flow control option Via throttle plate Via individual sub-base
Sealing principle	Soft
Mounting position	Any
Conforms to standard	ISO 5599-2
Manual override	Detenting Non-detenting
Type of control	Pilot-controlled
Pilot air supply port	External
Flow direction	Any
Symbol	00992960
Signal status display	LED
Pilot pressure MPa	0.3 MPa ... 1 MPa
Pilot pressure	3 bar ... 10 bar
Flow rate of pneumatic valve	3000 l/min
Flow rate of pneumatic valve on individual sub-base	2600 l/min
Optimized flow rate of pneumatic valve pneumatically concatenated flow	2300 l/min
Switching time off	60 ms
On switching time	23 ms
Duty cycle	100%

Feature	Value
Nominal pick-up current per solenoid coil	165 mA to 30 ms
Nominal current with current reduction	35 mA after 30 ms
Coil characteristics	24 V DC: 4.6 W
Surge resistance	2.5 kV
Contamination level	3
Permissible voltage fluctuations	+/- 10 %
Operating medium	Compressed air as per ISO 8573-1:2010 [7:4:4]
Information on operating and pilot media	Operation with oil lubrication possible (required for further use)
Corrosion resistance class (CRC)	0 - No corrosion stress
LABS (PWIS) conformity	VDMA24364-B1/B2-L
Temperature of medium	-5 °C ... 50 °C
Relative air humidity	0 - 90 %
Ambient temperature	-5 °C ... 50 °C
Product weight	780 g
Electrical connection	Plug-in as per ISO 5599-2
Type of mounting	On sub-base
Pilot air port 12/14	Sub-base, size 2 as per ISO 5599-2
Pilot exhaust air port 82/84	Ducted Not ducted as per standard Optionally:
Pneumatic connection 1	Sub-base, size 2 as per ISO 5599-2
Pneumatic connection 2	Sub-base, size 2 as per ISO 5599-2
Pneumatic connection 3	Sub-base, size 2 as per ISO 5599-2
Pneumatic connection 4	Sub-base, size 2 as per ISO 5599-2
Pneumatic connection 5	Sub-base, size 2 as per ISO 5599-2
Note on materials	RoHS-compliant
Seals material	FPM HNBR NBR
Housing material	Die-cast aluminum PA
Material of screws	Steel, galvanized