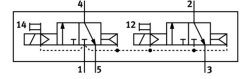




Air solenoid valve VSVA-B-T32C-AD-D2-1R5L

FESTO

Part number: 566990



 General operating condition

Data sheet

Feature	Value
Valve function	2x3/2, closed, monostable
Actuation type	Electrical
Width	52 mm
Standard nominal flow rate	2200 l/min
Pneumatic working port	Sub-base, size 2 according to ISO 5599-1 G3/8
Operating voltage	24V DC
Operating pressure	0.3 MPa ... 1 MPa
Operating pressure	3 bar ... 10 bar
Structural design	Piston gate valve
Reset method	Pneumatic spring
Certification	C-Tick c CSA us (OL) c UL us - Recognized (OL)
KC characters	KC EMC
CE marking (see declaration of conformity)	As per EU EMC directive
UKCA marking (see declaration of conformity)	To UK instructions for EMC To UK RoHS instructions
Degree of protection	IP65 NEMA 4
Nominal width	15 mm
Width dimension	59 mm
Exhaust air function	With flow control option Via throttle plate Via individual sub-base
Sealing principle	Soft
Mounting position	Any
Conforms to standard	ISO 5599-1
Manual override	Detenting Non-detenting
Type of control	Pilot-controlled
Pilot air supply port	Internal
Flow direction	Non-reversible
Symbol	00991805
Lap	Overlap
Signal status display	LED
Flow rate of pneumatic valve	3000 l/min
Flow rate of pneumatic valve on individual sub-base	2000 l/min

Feature	Value
Optimized flow rate of pneumatic valve pneumatically concatenated flow	2200 l/min
Switching time off	35 ms
On switching time	20 ms
Duty cycle	100%
Max. positive test pulse with 0 signal	1000 µs
Max. negative test pulse on 1 signal	3500 µs
Nominal pick-up current per solenoid coil	165 mA to 30 ms
Nominal current with current reduction	35 mA after 30 ms
Coil characteristics	24 V DC: 4.6 W
Permissible voltage fluctuations	+/- 10 %
Operating medium	Compressed air as per ISO 8573-1:2010 [7:4:4]
Information on operating and pilot media	Operation with oil lubrication possible (required for further use)
Vibration resistance	Transport application test with severity level 2 as per FN 942017-4 and EN 60068-2-6
Shock resistance	Shock test with severity level 2 as per FN 942017-5 and EN 60068-2-27
Corrosion resistance class (CRC)	0 - No corrosion stress
LABS (PWIS) conformity	VDMA24364-B1/B2-L
Temperature of medium	-5 °C ... 50 °C
Relative air humidity	0 - 90 %
Pilot medium	Compressed air as per ISO 8573-1:2010 [7:4:4]
Ambient temperature	-5 °C ... 50 °C
Product weight	740 g
Electrical connection	3-pin M12x1 Central plug Round design
Type of mounting	On sub-base
Pneumatic connection 1	Sub-base, size 2 as per ISO 5599-1
Pneumatic connection 2	Sub-base, size 2 as per ISO 5599-1
Pneumatic connection 3	Sub-base, size 2 as per ISO 5599-1
Pneumatic connection 4	Sub-base, size 2 as per ISO 5599-1
Pneumatic connection 5	Sub-base, size 2 as per ISO 5599-1
Note on materials	RoHS-compliant
Seals material	FPM HNBR NBR
Housing material	Die-cast aluminum PA
Material of screws	Steel Galvanized