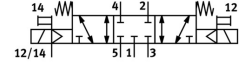




Air solenoid valve VUVG-L10-P53C-ZT-M7-1P3

Part number: 566484

FESTO



 General operating condition

Data sheet

Feature	Value
Valve function	5/3, closed
Actuation type	Electrical
Valve size	10 mm
Standard nominal flow rate	300 l/min ... 320 l/min
Pneumatic working port	M7
Operating voltage	24V DC
Operating pressure	-0.09 MPa ... 1 MPa
Operating pressure	-0.9 bar ... 10 bar
Structural design	Piston gate valve
Reset method	Mechanical spring
Certification	RCM compliance mark c UL us - Recognized (OL)
Degree of protection	IP40 IP65 With plug socket
Nominal width	3.5 mm
Exhaust air function	With flow control option
Sealing principle	Soft
Mounting position	Any
Manual override	Detenting Non-detenting Covered
Type of control	Pilot-controlled
Pilot air supply port	External
Symbol	00991751
Lap	Overlap
Pilot pressure MPa	0.3 MPa ... 0.8 MPa
Pilot pressure	3 bar ... 8 bar
Suitability for vacuum	yes
Switching time off	30 ms
On switching time	11 ms
Changeover time	14 ms
Duty cycle	100%
Max. positive test pulse with 0 signal	700 µs
Max. negative test pulse on 1 signal	900 µs
Coil characteristics	24 V DC: 1.0 W 24 V DC: low-current phase 0.3 W, high-current phase 1.0 W

Feature	Value
Permissible voltage fluctuations	+/- 10 %
Operating medium	Compressed air as per ISO 8573-1:2010 [7:4:4]
Information on operating and pilot media	Operation with oil lubrication possible (required for further use)
Vibration resistance	Transport application test with severity level 2 as per FN 942017-4 and EN 60068-2-6
Restricted ambient and media temperature	-5 - 50 °C Without holding power reduction
Shock resistance	Shock test with severity level 2 as per FN 942017-5 and EN 60068-2-27
Corrosion resistance class (CRC)	2 - Moderate corrosion stress
LABS (PWIS) conformity	VDMA24364-B1/B2-L
Temperature of medium	-5 °C ... 60 °C
Pilot medium	Compressed air as per ISO 8573-1:2010 [7:4:4]
Ambient temperature	-5 °C ... 60 °C
Product weight	55 g
Electrical connection	Via electrical sub-base
Type of mounting	Optionally: On terminal strip With through-hole
Pilot air port 12/14	M3
Pneumatic connection 1	M7
Pneumatic connection 2	M7
Pneumatic connection 3	M7
Pneumatic connection 4	M7
Pneumatic connection 5	M7
Note on materials	RoHS-compliant
Seals material	HNBR NBR
Housing material	Wrought aluminum alloy