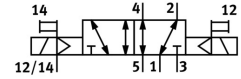




Air solenoid valve VUVG-L10A-B52-ZT-M3-1P3

Part number: 566444

FESTO



 General operating condition

Data sheet

Feature	Value
Valve function	5/2, bistable
Actuation type	Electrical
Valve size	10 mm
Standard nominal flow rate	100 l/min
Pneumatic working port	M3
Operating voltage	24V DC
Operating pressure	-0.09 MPa ... 1 MPa
Operating pressure	-0.9 bar ... 10 bar
Structural design	Piston gate valve
Certification	RCM compliance mark c UL us - Recognized (OL)
Degree of protection	IP40 IP65 With plug socket
Nominal width	2 mm
Exhaust air function	With flow control option
Sealing principle	Soft
Mounting position	Any
Manual override	Detenting Non-detenting Covered
Type of control	Pilot-controlled
Pilot air supply port	External
Symbol	00991062
Lap	Overlap
Pilot pressure MPa	0.15 MPa ... 0.8 MPa
Pilot pressure	1.5 bar ... 8 bar
Suitability for vacuum	yes
Changeover time	5 ms
Duty cycle	100%
Max. positive test pulse with 0 signal	700 µs
Max. negative test pulse on 1 signal	900 µs
Coil characteristics	24 V DC: 1.0 W 24 V DC: low-current phase 0.3 W, high-current phase 1.0 W
Permissible voltage fluctuations	+/- 10 %
Operating medium	Compressed air as per ISO 8573-1:2010 [7:4:4]
Information on operating and pilot media	Operation with oil lubrication possible (required for further use)

Feature	Value
Vibration resistance	Transport application test with severity level 2 as per FN 942017-4 and EN 60068-2-6
Restricted ambient and media temperature	-5 - 50 °C Without holding power reduction
Shock resistance	Shock test with severity level 2 as per FN 942017-5 and EN 60068-2-27
Corrosion resistance class (CRC)	2 - Moderate corrosion stress
LABS (PWIS) conformity	VDMA24364-B1/B2-L
Temperature of medium	-5 °C ... 60 °C
Pilot medium	Compressed air as per ISO 8573-1:2010 [7:4:4]
Ambient temperature	-5 °C ... 60 °C
Product weight	49 g
Electrical connection	Via electrical sub-base
Type of mounting	Optionally: On terminal strip With through-hole
Pilot air port 12/14	M3
Pneumatic connection 1	M3
Pneumatic connection 2	M3
Pneumatic connection 3	M3
Pneumatic connection 4	M3
Pneumatic connection 5	M3
Note on materials	RoHS-compliant
Seals material	HNBR NBR
Housing material	Wrought aluminum alloy