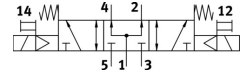




# Air solenoid valve VUVG-L18-P53U-T-G14-1R8L

FESTO

Part number: 8031536



 [General operating condition](#)

## Data sheet

Feature	Value
Valve function	5/3, pressurized
Actuation type	Electrical
Valve size	18 mm
Standard nominal flow rate	1000 l/min
Pneumatic working port	G1/4
Operating voltage	24V DC
Operating pressure	0.3 MPa ... 0.8 MPa
Operating pressure	3 bar ... 8 bar
Structural design	Piston gate valve
Reset method	Mechanical spring
Certification	RCM compliance mark c UL us - Recognized (OL)
Degree of protection	IP65 With plug socket
Nominal width	6.3 mm
Exhaust air function	With flow control option
Sealing principle	Soft
Mounting position	Any
Manual override	Detenting Non-detenting Covered
Type of control	Pilot-controlled
Pilot air supply port	Internal
Symbol	00992895
Lap	Indefinite overlap
Pilot pressure MPa	0.3 MPa ... 0.8 MPa
Pilot pressure	3 bar ... 8 bar
Switching time off	48 ms
On switching time	15 ms
Changeover time	29 ms
Duty cycle	100%
Max. positive test pulse with 0 signal	700 µs
Max. negative test pulse on 1 signal	900 µs
Coil characteristics	24 V DC: 1.0 W
Permissible voltage fluctuations	+/- 10 %
Operating medium	Compressed air as per ISO 8573-1:2010 [7:4:4]
Information on operating and pilot media	Operation with oil lubrication possible (required for further use)

Feature	Value
Vibration resistance	Transport application test with severity level 2 as per FN 942017-4 and EN 60068-2-6
Restricted ambient and media temperature	-5 - 50 °C Without holding power reduction
Shock resistance	Shock test with severity level 2 as per FN 942017-5 and EN 60068-2-27
Corrosion resistance class (CRC)	2 - Moderate corrosion stress
LABS (PWIS) conformity	VDMA24364-B1/B2-L
Temperature of medium	-5 °C ... 60 °C
Ambient temperature	-5 °C ... 60 °C
Product weight	160 g
Electrical connection	Via electrical sub-base
Type of mounting	Optionally: On terminal strip With through-hole
Pneumatic connection 1	G1/4
Pneumatic connection 2	G $\frac{1}{4}$
Pneumatic connection 3	G1/4
Pneumatic connection 4	G1/4
Pneumatic connection 5	G1/4
Note on materials	RoHS-compliant
Seals material	HNBR NBR
Housing material	Wrought aluminum alloy