



BTF13-C1QM05S01

HighLine

WIRE DRAW ENCODERS

SICK
Sensor Intelligence.



Ordering information

| Type | Part no. |
|-----------------|----------|
| BTF13-C1QM05S01 | 1134271 |

Included in delivery: AHM36A-S3CC000S10 (1), BEF-FA-020-050WDE (1), MRA-F130-105D2 (1)

Product is supplied fully assembled. See individual components for further technical data

Other models and accessories → www.sick.com/HighLine



Detailed technical data

Features

| | |
|----------------------------------|---|
| Special device | ✓ |
| Specialty | BTF13-C1HM0525 successor AHM36A-S3CC000S10, 1134073 premounted |
| Standard reference device | BTF13-C1HM0525, 1034318 |

Performance

| | |
|---|--------------------------|
| Measurement range | 0 m ... 5 m |
| Encoder | Absolute encoders |
| Resolution (wire draw + encoder) | 0.04 mm ^{1) 2)} |
| Repeatability | ≤ 1 mm ³⁾ |
| Linearity | ≤ ± 2 mm ³⁾ |
| Hysteresis | ≤ 2 mm ³⁾ |

¹⁾ The values shown have been rounded.

²⁾ Example calculation based on the BTF08 with PROFINET: 200 mm (wire draw length per revolution - see Mechanical data): 262,144 (number of steps per revolution) = 0.001 mm (resolution of wire draw + encoder combination).

³⁾ Value applies to wire draw mechanism.

Interfaces

| | |
|----------------------------------|-----|
| Communication interface | SSI |
| Programmable/configurable | ✓ |

Electrical data

| | |
|--|--|
| Connection type | Male connector, M12, 5-pin, universal |
| Supply voltage | 10 V ... 30 V |
| Power consumption | ≤ 1.5 W (without load) |
| MTTFd: mean time to dangerous failure | 270 years (EN ISO 13849-1) ¹⁾ |

¹⁾ This product is a standard product and does not constitute a safety component as defined in the Machinery Directive. Calculation based on nominal load of components, average ambient temperature 40°C, frequency of use 8760 h/a. All electronic failures are considered hazardous. For more information, see document no. 8015532.

Mechanical data

| | |
|---|---|
| Weight | 2.92 kg |
| Measuring wire material | Highly flexible stranded steel 1,4401 stainless steel V4A |
| Measuring wire diameter | 1.35 mm |
| Weight (measuring wire) | 7.1 g/m |
| Housing material, wire draw mechanism | Aluminum (anodised), plastic |
| Spring return force | 15 N ... 20 N ¹⁾ |
| Length of wire pulled out per revolution | 334.1 mm |
| Life of wire draw mechanism | Typ. 1,000,000 cycles ^{2) 3)} |
| Actual wire draw length | 5.2 m |
| Wire acceleration | 70 m/s ² |
| Operating speed | 8 m/s |
| Mounted encoder | AHM36 CANopen, AHM36A-S3CC000S10, 1134073 |
| Mounted mechanic | MRA-F130-105D2, 6028626 |

¹⁾ These values were measured at an ambient temperature of 25 °C. There may be variations at other temperatures.

²⁾ Average values, which depend on the application.

³⁾ The service life depends on the type of load. This is influenced by environmental conditions, the installation location, the measuring range in use, the traversing speed, and acceleration.

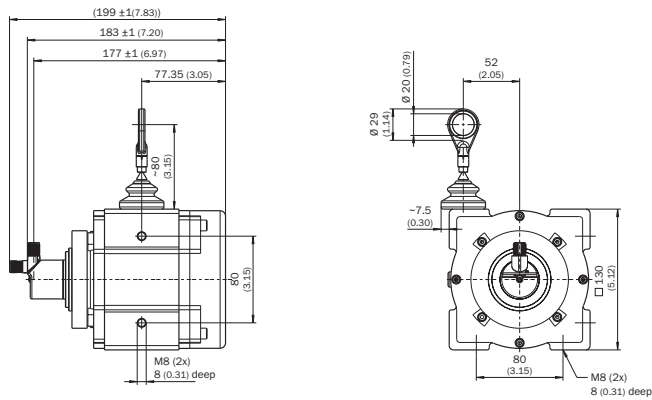
Ambient data

| | |
|------------------------------------|--|
| EMC | According to EN 61000-6-2 and EN 61000-6-3 |
| Enclosure rating | IP64, mounted mechanic IP66, Encoder (IEC 60529) IP67, Encoder (IEC 60529) |
| Operating temperature range | -30 °C ... +70 °C |

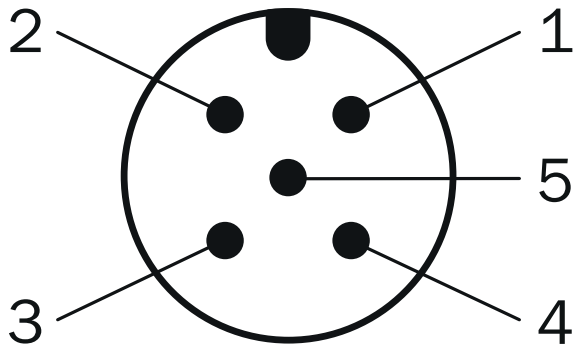
Classifications

| | |
|-----------------------|----------|
| ECLASS 5.0 | 27270590 |
| ECLASS 5.1.4 | 27270590 |
| ECLASS 6.0 | 27270590 |
| ECLASS 6.2 | 27270590 |
| ECLASS 7.0 | 27270590 |
| ECLASS 8.0 | 27270590 |
| ECLASS 8.1 | 27270590 |
| ECLASS 9.0 | 27270590 |
| ECLASS 10.0 | 27270613 |
| ECLASS 11.0 | 27270503 |
| ECLASS 12.0 | 27270503 |
| ETIM 5.0 | EC001486 |
| ETIM 6.0 | EC001486 |
| ETIM 7.0 | EC001486 |
| ETIM 8.0 | EC001486 |
| UNSPSC 16.0901 | 41112113 |

Dimensional drawing (Dimensions in mm (inch))















PIN assignment









| PIN | Signal | Wire colors (cable connection) | Function |
|---------|-------------|--------------------------------|--|
| 1 | CAN Shield | White | Screen |
| 2 | VDC | Red | Supply voltage Encoder 10 V DC ... 30 V DC |
| 3 | GND/CAN GND | Blue | 0 V (GND) |
| 4 | CAN high | Black | CAN signal |
| 5 | CAN low | Pink | CAN signal |
| Housing | - | - | Screen |

Recommended accessories

Other models and accessories → www.sick.com/HighLine

| | Brief description | Type | Part no. |
|---|--|--|----------|
| Programming and configuration tools | | | |
|  | Hand-held programming device for the programmable SICK AHS/AHM36 CANopen encoders, TMS/TMM61 CANopen inclination sensors, TMS/TMM88 CANopen, TMS/TMM88 Analog, and wire draw encoders with AHS/AHM36 CANopen. Compact dimensions, low weight, and intuitive operation. | PGT-12-Pro | 1076313 |
| Spare parts | | | |
|  | Spare mounting set for HighLine wire draw mechanisms for fitting encoders with servo flange | MRA-F-K | 6028633 |
|  | Spare mounting set for HighLine wire draw mechanisms for fitting encoders with face mount flange | MRA-F-L | 6030124 |
| Wire draw mechanism | | | |
|  | HighLine wire draw mechanism for servo flange with 6 mm shaft, measuring range 0 m ... 5 m | MRA-F130-105D2 | 6028626 |
| Distributors | | | |
|  | <ul style="list-style-type: none"> Connection type head A: Female connector, M12, 5-pin, A-coded Connection type head B: Male connector, M12, 5-pin, A-coded Connection type head C: Female connector, M12, 5-pin, A-coded Description: T-piece for simultaneous connection to sender and receiver, splits the cable from the control cabinet to the sender and receiver Note: 5-pin | DSC-1205T000025KM0 | 6030664 |
|  | <ul style="list-style-type: none"> Connection type head A: Female connector, M12, 5-pin, straight, A-coded Connection type head B: Female connector, M12, 5-pin, straight, A-coded Signal type: CAN, Power Cable: 0.5 m, 5-wire Description: CAN, Power, Y-CAN cable | Y-CAN cable | 6027647 |
| Flanges | | | |
|  | Flange adapter for HighLine wire draw mechanisms, adaption of face mount flange with centering hub 20 mm to 50 mm servo flange, Aluminum, including 3 countersunk screws M3 x 10 | BEF-FA-020-050WDE | 2073776 |
| Other mounting accessories | | | |
|  | Joint ball for later insertion in wire end ring with 20 mm diameter. The use of this joint ball enables movement in multiple levels of freedom. | Joint protection for wire rope BTF/PRF/MRA | 5318683 |
|  | Compressed air attachment for MRA-F080... and MRA-F130... HighLine wire draw mechanism | MRA-F-P | 6073769 |
|  | Additional brush attachment for wire draw mechanism MRA-F130 (5 m, 10 m, 20 m and 30 m from HighLine series) | MRA-F130-B | 6038562 |
|  | Wire draw double deflection pulley for wire draw mechanism MRA-F130 (5 m, 10 m, 20 m and 30 m from HighLine series) | MRA-F130-DP | 6080620 |
|  | Wire draw deflection pulley for wire draw mechanism MRA-F130 (5m, 10m, 20m and 30m from HighLine series) | MRA-F130-R | 6028631 |

| | Brief description | Type | Part no. |
|---|---|--------------------|----------|
| Plug connectors and cables | | | |
|  | <ul style="list-style-type: none"> • Connection type head A: Flying leads • Connection type head B: Flying leads • Signal type: CANopen, DeviceNet™ • Cable: 4-wire, twisted pair • Description: CANopen, DeviceNet™, shielded • Note: Wire shield Al-Pt film, overall shield C-screen tin-plated | LTG-2804-MW | 6028328 |
|  | <ul style="list-style-type: none"> • Connection type head A: Female connector, M12, 5-pin, straight, A-coded • Connection type head B: Flying leads • Signal type: Fieldbus, CANopen, DeviceNet™ • Cable: 2 m, 4-wire, PUR, halogen-free • Description: Fieldbus, CANopen, DeviceNet™, shielded • Application: Drag chain operation, Zones with oils and lubricants | YF2A15-020C1BXLEAX | 2106283 |
| | <ul style="list-style-type: none"> • Connection type head A: Female connector, M12, 5-pin, straight, A-coded • Connection type head B: Flying leads • Signal type: Fieldbus, CANopen, DeviceNet™ • Cable: 5 m, 4-wire, PUR, halogen-free • Description: Fieldbus, CANopen, DeviceNet™, shielded • Application: Drag chain operation, Zones with oils and lubricants | YF2A15-050C1BXLEAX | 2106284 |
| | <ul style="list-style-type: none"> • Connection type head A: Female connector, M12, 5-pin, straight, A-coded • Connection type head B: Flying leads • Signal type: Fieldbus, CANopen, DeviceNet™ • Cable: 10 m, 4-wire, PUR, halogen-free • Description: Fieldbus, CANopen, DeviceNet™, shielded • Application: Drag chain operation, Zones with oils and lubricants | YF2A15-100C1BXLEAX | 2106286 |
|  | <ul style="list-style-type: none"> • Connection type head A: Female connector, M12, 5-pin, straight, A-coded • Connection type head B: Male connector, M12, 5-pin, straight, A-coded • Signal type: Fieldbus, CANopen, DeviceNet™ • Cable: 2 m, 4-wire, PUR, halogen-free • Description: Fieldbus, CANopen, DeviceNet™, shielded • Application: Drag chain operation, Zones with oils and lubricants | YF2A15-020C1BM2A15 | 2106279 |
| | <ul style="list-style-type: none"> • Connection type head A: Female connector, M12, 5-pin, straight, A-coded • Connection type head B: Male connector, M12, 5-pin, straight, A-coded • Signal type: Fieldbus, CANopen, DeviceNet™ • Cable: 5 m, 4-wire, PUR, halogen-free • Description: Fieldbus, CANopen, DeviceNet™, shielded • Application: Drag chain operation, Zones with oils and lubricants | YF2A15-050C1BM2A15 | 2106281 |
| | <ul style="list-style-type: none"> • Connection type head A: Female connector, M12, 5-pin, straight, A-coded • Connection type head B: Male connector, M12, 5-pin, straight, A-coded • Signal type: Fieldbus, CANopen, DeviceNet™ • Cable: 10 m, 4-wire, PUR, halogen-free • Description: Fieldbus, CANopen, DeviceNet™, shielded • Application: Drag chain operation, Zones with oils and lubricants | YF2A15-100C1BM2A15 | 2106282 |
|  | <ul style="list-style-type: none"> • Connection type head A: Female connector, M12, 5-pin, straight • Signal type: CANopen, DeviceNet™ • Description: CANopen, DeviceNet™, shielded, Head A: female connector, M12, 5-pin, straight, shielded, for cable diameter 4.5 mm ... 7 mm Head B: - • Connection systems: Screw-type terminals • Permitted cross-section: ≤ 0.75 mm² | DOS-1205-GA | 6027534 |
|  | <ul style="list-style-type: none"> • Connection type head A: Male connector, M12, 5-pin, straight, A-coded • Signal type: CANopen, DeviceNet™ • Description: CANopen, DeviceNet™, shielded, Head A: male connector, M12, 5-pin, straight, A coded, shielded, for cable diameter 4 mm ... 8 mm Head B: - • Connection systems: Screw-type terminals • Permitted cross-section: ≤ 0.75 mm² | STE-1205-GA | 6027533 |
|  | <ul style="list-style-type: none"> • Connection type head A: Male connector, M12, 5-pin, straight • Signal type: CANopen • Description: CANopen, unshielded, CAN male connector, with terminating resistor | CAN male connector | 6021167 |

SICK AT A GLANCE

SICK is one of the leading manufacturers of intelligent sensors and sensor solutions for industrial applications. A unique range of products and services creates the perfect basis for controlling processes securely and efficiently, protecting individuals from accidents and preventing damage to the environment.

We have extensive experience in a wide range of industries and understand their processes and requirements. With intelligent sensors, we can deliver exactly what our customers need. In application centers in Europe, Asia and North America, system solutions are tested and optimized in accordance with customer specifications. All this makes us a reliable supplier and development partner.

Comprehensive services complete our offering: SICK LifeTime Services provide support throughout the machine life cycle and ensure safety and productivity.

For us, that is “Sensor Intelligence.”

WORLDWIDE PRESENCE:

Contacts and other locations –www.sick.com