



CSX-WBF114225AA10Z

CSS/CSX High Speed

COLOR SENSORS

SICK
Sensor Intelligence.



Illustration may differ



Ordering information

| Type | Part no. |
|--------------------|----------|
| CSX-WBF114225AA10Z | 1115229 |

Other models and accessories → www.sick.com/CSS_CSX_High_Speed

Detailed technical data

Features

| | |
|--------------------------------------|--|
| Dimensions (W x H x D) | 30 mm x 53 mm x 78.5 mm |
| Sensing distance | 13 mm |
| Sensing distance tolerance | ± 5 mm |
| Housing design | X housing |
| Light source | LED, RGB ¹⁾ |
| LED risk group marking | 1 |
| Wave length | 460 nm, 530 nm, 625 nm |
| Light emission | Short device side |
| Light spot size | 2 mm x 4 mm |
| Light spot direction | Vertical ²⁾ |
| Teach-in mode | Single value teach-in Multi value teach-in |
| Color mode | C (Color) C + I (Color + Illumination) |
| Output mode | 2 colors in standard mode/best fit mode 3 colors in coded mode |
| Adjustment of the sensitivity | Continuous: 0 ... 999 |
| Available job banks | 4 |
| Output (channel) | 2 × hardware switching outputs 24 x virtual switching outputs via IO-Link |

¹⁾ Average service life: 100,000 h at T_J = +25 °C.

²⁾ In relation to long side of housing.

| | |
|------------------------------|-------------------------------------|
| Parameter presettings | Pin 4 / pin 5: Preset configuration |
|------------------------------|-------------------------------------|

1) Average service life: 100,000 h at $T_U = +25 \text{ }^\circ\text{C}$.

2) In relation to long side of housing.

Mechanics/electronics

| | |
|---|---|
| Supply voltage | 10.8 V DC ... 28.8 V DC ¹⁾ |
| Ripple | $\leq 5 V_{pp}$ ²⁾ |
| Current consumption | $< 120 \text{ mA}$ ³⁾ |
| Switching frequency | 13.8 kHz |
| Response time | 36 μs |
| Jitter | 18 μs |
| Switching output | Push-pull: PNP/NPN |
| Switching output (voltage) | Push-pull: PNP/NPN HIGH = $U_V - 3 \text{ V}$ /LOW $\leq 3 \text{ V}$ |
| Output current I_{max}. | 100 mA ⁴⁾ |
| Input, teach-in (ET) | Teach: $U = 10 \text{ V} \dots < V_S$ |
| Input, blanking input (AT) | Blanked: $U = 10 \text{ V} \dots < U_V$ |
| Retention time (ET) | 3 s, non-volatile memory |
| Connection type | Male connector M12, 5-pin |
| Protection class | III |
| Circuit protection | U_V connections, reverse polarity protected Output Q short-circuit protected Interference pulse suppression |
| Enclosure rating | IP67 |
| Weight | 94 g |
| Housing material | VISTAL® |
| Optics material | PMMA |

1) Limit values: DC 12 V (-10 %) ... DC 24 V (+20 %). Operation in short-circuit protected network max. 8 A.

2) May not fall below or exceed U_V tolerances.

3) Without load.

4) Total current of all Outputs.

Communication interface

| | |
|-------------------------------|---|
| IO-Link | ✓, IO-Link |
| VendorID | 26 |
| DeviceID HEX | 80028E |
| DeviceID DEC | 8389262 |
| Process data structure | Bit 0 = switching signal Q_{L1} Bit 1 = empty Bit 2 = Quality of Run Alarm Bit 3 ... 5 = Emission Color Bit 6 ... 15 = Measurement Value Emission Color |
| Digital output | Q_1, Q_2 |
| Number | 2 |
| Digital input | I_{n1}, I_{n2} |
| Number | 2 |

Ambient data

| | |
|--------------------------------------|--|
| Ambient operating temperature | -20 °C ... +60 °C |
| Ambient temperature, storage | -25 °C ... +75 °C |
| Shock load | According to IEC 60068-2-27 (30 g/11 ms) |
| UL File No. | E181493 |

Connection type/pinouts

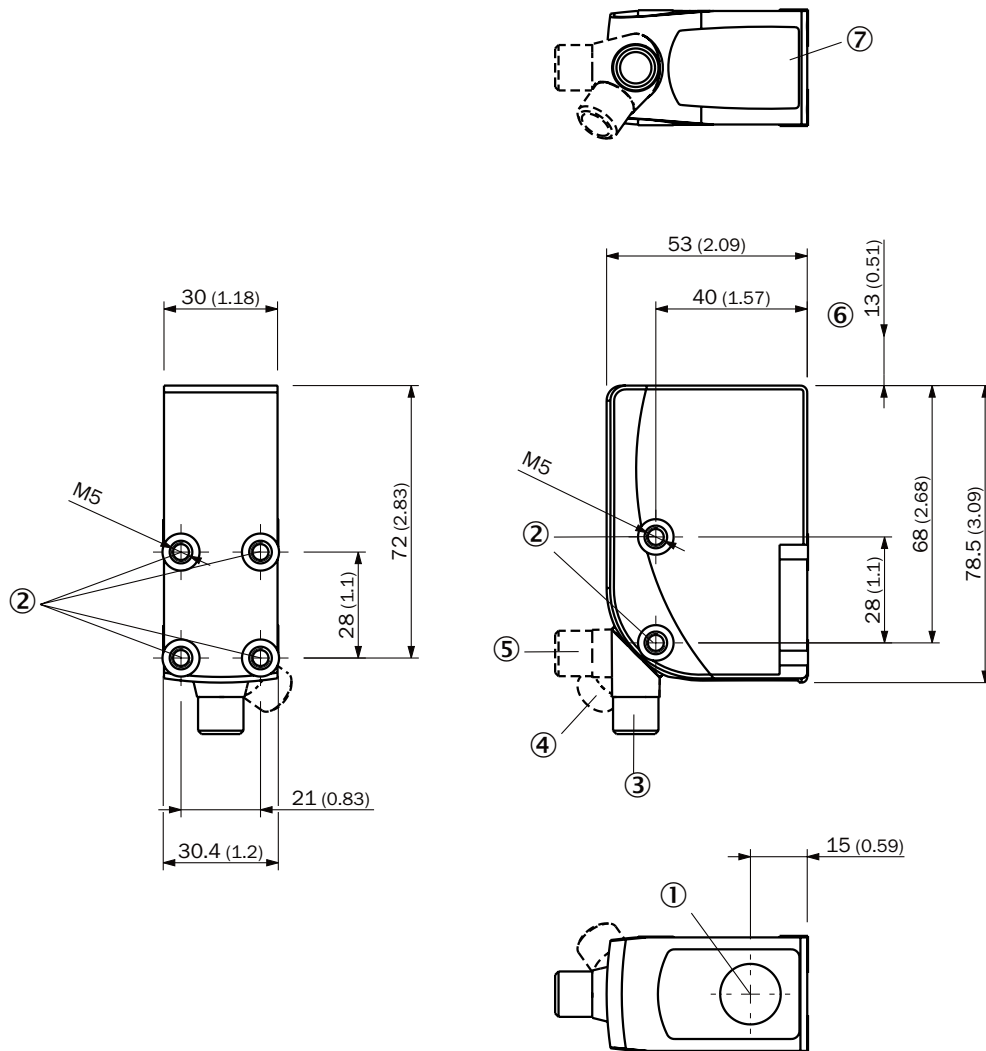
| | |
|------------------------|----------------------------------|
| Connection type | Male connector M12, 5-pin |
| Pinouts | |
| BN 1 | + (L+) |
| WH 2 | Q _{L2} /IN ₁ |
| BU 3 | - (M) |
| BK 4 | Q _{L1} /C |
| GY 5 | In ₂ |

Classifications

| | |
|-----------------------|----------|
| ECLASS 5.0 | 27270907 |
| ECLASS 5.1.4 | 27270907 |
| ECLASS 6.0 | 27270907 |
| ECLASS 6.2 | 27270907 |
| ECLASS 7.0 | 27270907 |
| ECLASS 8.0 | 27270907 |
| ECLASS 8.1 | 27270907 |
| ECLASS 9.0 | 27270907 |
| ECLASS 10.0 | 27270907 |
| ECLASS 11.0 | 27270907 |
| ECLASS 12.0 | 27270907 |
| ETIM 5.0 | EC001817 |
| ETIM 6.0 | EC001817 |
| ETIM 7.0 | EC001817 |
| ETIM 8.0 | EC001817 |
| UNSPSC 16.0901 | 39121528 |

Dimensional drawing (Dimensions in mm (inch))

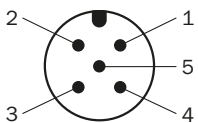
Dimensional drawing, sensor



- ① Optical axis
- ② Fixing hole
- ③ M12 male connector, delivery state
- ④ M12 male connector, end stop right
- ⑤ M12 male connector, end stop left
- ⑥ Sensing distance
- ⑦ Display and adjustment elements

Pinouts

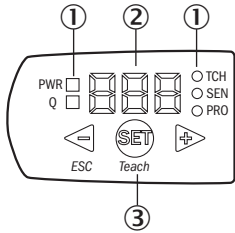
Pinouts, see table Technical data: **Connection type/pinouts**



Male connector, M12, 5-pin, A-coded

Adjustments






Display and adjustment elements



- ① LEDs (status display)
- ② 7-segment display
- ③ Plus/minus button

Recommended accessories

Other models and accessories → www.sick.com/CSS_CSX_High_Speed

| | Brief description | Type | Part no. |
|---|---|--------------------|----------|
| Universal bar clamp systems | | | |
|  | Plate K for universal clamp bracket, steel, zinc coated, Universal clamp (2022726), mounting hardware | BEF-KHS-K01 | 2022718 |
|  | Mounting bar, straight, 200 mm, steel, steel, zinc coated, without mounting hardware | BEF-MS12G-A | 4056054 |
|  | Mounting bar, L-shaped, 150 mm x 150 mm, steel, steel, zinc coated, without mounting hardware | BEF-MS12L-A | 4056052 |
| Others | | | |
|  | <ul style="list-style-type: none"> • Connection type head A: Male connector, M12, 5-pin, straight, A-coded • Description: Unshielded, Head A: male connector, M12, 5-pin, straight, unshielded, for cable diameter 4 mm ... 6 mm Head B: - • Connection systems: Screw-type terminals • Permitted cross-section: ≤ 0.75 mm² • Note: For field bus technology | STE-1205-G | 6022083 |
|  | <ul style="list-style-type: none"> • Connection type head A: Female connector, M12, 5-pin, straight, A-coded • Connection type head B: Flying leads • Signal type: Sensor/actuator cable • Cable: 5 m, 5-wire, PVC • Description: Sensor/actuator cable, unshielded • Application: Zones with chemicals, Uncontaminated zones | YF2A15-050VB5XLEAX | 2096240 |

SICK AT A GLANCE

SICK is one of the leading manufacturers of intelligent sensors and sensor solutions for industrial applications. A unique range of products and services creates the perfect basis for controlling processes securely and efficiently, protecting individuals from accidents and preventing damage to the environment.

We have extensive experience in a wide range of industries and understand their processes and requirements. With intelligent sensors, we can deliver exactly what our customers need. In application centers in Europe, Asia and North America, system solutions are tested and optimized in accordance with customer specifications. All this makes us a reliable supplier and development partner.

Comprehensive services complete our offering: SICK LifeTime Services provide support throughout the machine life cycle and ensure safety and productivity.

For us, that is “Sensor Intelligence.”

WORLDWIDE PRESENCE:

Contacts and other locations –www.sick.com