



# DL50-P2225

Dx50

MID RANGE DISTANCE SENSORS

**SICK**  
Sensor Intelligence.



### Ordering information

Type	Part no.
DL50-P2225	1048418

Other models and accessories → [www.sick.com/Dx50](http://www.sick.com/Dx50)



### Detailed technical data

#### Features

<b>Measuring range</b>	200 mm ... 50,000 mm, on “diamond grade” reflective tape <sup>1)</sup>
<b>Target</b>	Reflector
<b>Resolution</b>	0.1 mm
<b>Repeatability</b>	≥ 0.25 mm <sup>2) 3) 4)</sup>
<b>Measurement accuracy</b>	± 3 mm <sup>5)</sup>
<b>Response time</b>	10 ms ... 160 ms, 10 ms / 40 ms / 160 ms <sup>3) 6)</sup>
<b>Output time</b>	2.5 ms <sup>7) 8)</sup>
<b>Light source</b>	Laser, red visible red light
<b>Type of light</b>	Visible red light
<b>Laser class</b>	1 (IEC 60825-1:2014, EN 60825-1:2014) <sup>9)</sup>
<b>Typ. light spot size (distance)</b>	15 mm x 15 mm (10 m)
<b>Additional function</b>	Set moving average fast/medium/slow Switching mode: distance to object (DtO) Teach-in, scaling and inversion of digital output Set hysteresis Multifunctional input and output: Laser off, external teach, digital output 2, deactivated Adjustable resolution of the SSI distance output: 0.0625 mm / 0.1 mm / 0.125 mm / 1 mm Unique measurement value Crosstalk safety Switch-off display Reset to factory default Lock user interface

<sup>1)</sup> On “diamond grade” reflective tape.

<sup>2)</sup> Equivalent to 1  $\sigma$ .

<sup>3)</sup> Dependent on the averaging setting: fast/medium/slow.

<sup>4)</sup> Typical value.

<sup>5)</sup> 200 mm ... 4,000 mm: ≤ ± 5 mm.

<sup>6)</sup> Lateral entry of the object into the measuring range.

<sup>7)</sup> For baud rate 115,200 bps.

<sup>8)</sup> Continuous change of distance in measuring range.

<sup>9)</sup> Wavelength: 658 nm; max. output: 80 mW; pulse duration: 2.5 ns; duty cycle: 1/240.

<b>Average laser service life (at 25 °C)</b>	100,000 h
<b>Safety-related parameters</b>	
MTTF <sub>D</sub>	101 years
DC <sub>avg</sub>	0%

- 1) On "diamond grade" reflective tape.  
 2) Equivalent to 1  $\sigma$ .  
 3) Dependent on the averaging setting: fast/medium/slow.  
 4) Typical value.  
 5) 200 mm ... 4,000 mm:  $\leq \pm 5$  mm.  
 6) Lateral entry of the object into the measuring range.  
 7) For baud rate 115,200 bps.  
 8) Continuous change of distance in measuring range.  
 9) Wavelength: 658 nm; max. output: 80 mW; pulse duration: 2.5 ns; duty cycle: 1/240.

## Interfaces

<b>Serial</b>	✓, RS-422
<b>Digital output</b>	
Number	1 ... 2 <sup>1) 2)</sup>
Type	PNP
Function	Dependent on the set function MF: digital output 2 / laser off, external teach
Maximum output current I <sub>A</sub>	$\leq 100$ mA
<b>Multifunctional input (MF)</b>	- / 1 x <sup>3) 4) 5)</sup>
<b>Hysteresis</b>	1 mm ... 1,000 mm

- 1) Output Q short-circuit protected.  
 2) PNP: HIGH = V<sub>S</sub> - (< 2.5 V) / LOW = 0 V.  
 3) Dependent on the set function MF: digital output 2 / laser off, external teach.  
 4) Response time  $\leq 60$  ms.  
 5) PNP: HIGH = V<sub>S</sub> / LOW =  $\leq 2.5$  V.

## Electronics

<b>Supply voltage U<sub>B</sub></b>	DC 10 V ... 30 V <sup>1)</sup>
<b>Power consumption</b>	$\leq 2.1$ W <sup>2)</sup>
<b>Ripple</b>	$\leq 5$ V <sub>pp</sub> <sup>3)</sup>
<b>Initialization time</b>	$\leq 250$ ms
<b>Warm-up time</b>	$\leq 15$ min
<b>Indication</b>	LC display, 2 x LED
<b>Enclosure rating</b>	IP65
<b>Protection class</b>	III

- 1) Limit values, reverse-polarity protected, operation in short-circuit protected network: max. 8 A.  
 2) Without load.  
 3) May not fall short of or exceed V<sub>S</sub> tolerances.

## Mechanics

<b>Dimensions (W x H x D)</b>	36.1 mm x 62.7 mm x 57.7 mm
<b>Housing material</b>	Metal (zinc diecast)
<b>Window material</b>	Plastic (PMMA)

<b>Weight</b>	200 g
<b>Connection type</b>	Male connector, M12, 8-pin

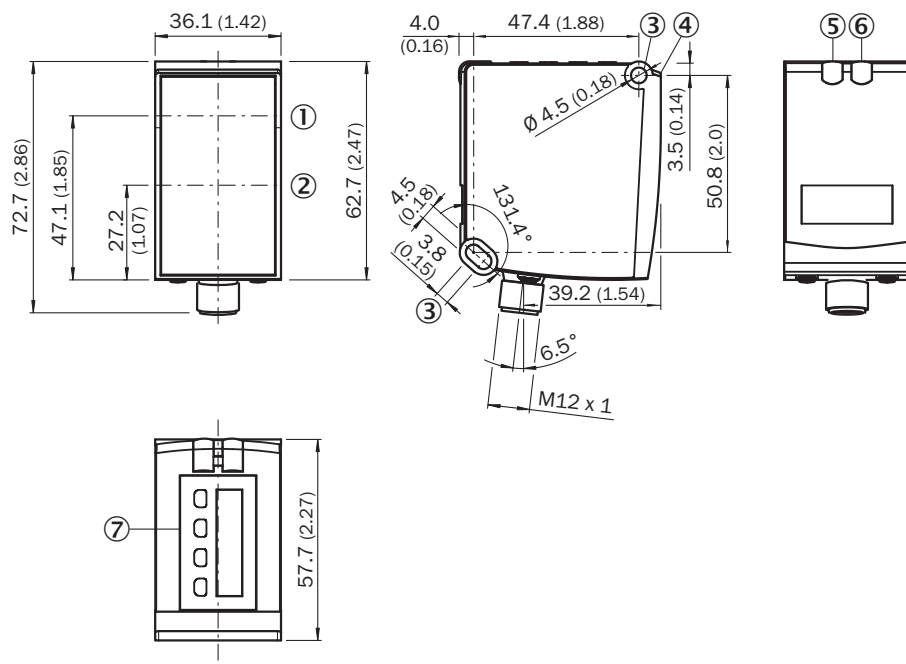
### Ambient data

<b>Ambient temperature, operation</b>	-30 °C ... +65 °C -30 °C ... +80 °C, operation with 2 cooling plates -30 °C ... +140 °C, operation with 2 cooling plates and protection filter
<b>Ambient temperature, storage</b>	-40 °C ... +75 °C
<b>Max. rel. humidity (not condensing)</b>	≤ 95 %
<b>Typ. Ambient light immunity</b>	40,000 lx
<b>Vibration resistance</b>	EN 60068-2-6, EN 60068-2-64
<b>Shock resistance</b>	EN 60068-2-27

### Classifications

<b>ECLASS 5.0</b>	27270801
<b>ECLASS 5.1.4</b>	27270801
<b>ECLASS 6.0</b>	27270801
<b>ECLASS 6.2</b>	27270801
<b>ECLASS 7.0</b>	27270801
<b>ECLASS 8.0</b>	27270801
<b>ECLASS 8.1</b>	27270801
<b>ECLASS 9.0</b>	27270801
<b>ECLASS 10.0</b>	27270801
<b>ECLASS 11.0</b>	27270801
<b>ECLASS 12.0</b>	27270916
<b>ETIM 5.0</b>	EC001825
<b>ETIM 6.0</b>	EC001825
<b>ETIM 7.0</b>	EC001825
<b>ETIM 8.0</b>	EC001825
<b>UNSPSC 16.0901</b>	41111613

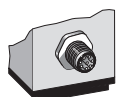
**Dimensional drawing** (Dimensions in mm (inch))



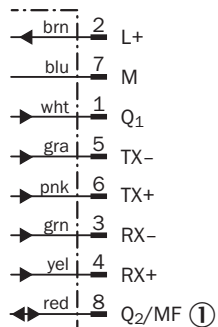
- ① Optical axis, sender
- ② Optical axis, receiver
- ③ Fixing hole
- ④ Reference surface = 0 mm
- ⑤ Status indicator digital output Q<sub>1</sub> (orange)
- ⑥ DT50/DT50 Hi/DL50: Status display for supply voltage active (green), DS50/DL50 Hi: Status display of digital output Q<sub>2</sub> (orange)
- ⑦ Control elements and display

**Connection type**

Male connector M12, 8-pin






**Connection diagram**



① Multifunctional in- and output

## Recommended accessories

Other models and accessories → [www.sick.com/Dx50](http://www.sick.com/Dx50)

	Brief description	Type	Part no.
Reflectors			
	<ul style="list-style-type: none"> <li>• <b>Accessory group:</b> Reflectors</li> <li>• <b>Accessory family:</b> Angular</li> <li>• <b>Description:</b> Reflector plate, “diamond grade” reflective tape, 330 mm x 330 mm, base plate material: aluminum, screw connection</li> <li>• <b>Ambient operating temperature:</b> -34 °C ... +70 °C</li> </ul>	PL240DG	1017910
Terminal and alignment brackets			
	<ul style="list-style-type: none"> <li>• <b>Description:</b> Alignment unit</li> <li>• <b>Material:</b> Steel</li> <li>• <b>Details:</b> Steel, zinc coated</li> <li>• <b>Items supplied:</b> Mounting hardware for the sensor included</li> </ul>	BEF-AH-DX50	2048397
Others			
	<ul style="list-style-type: none"> <li>• <b>Connection type head A:</b> Female connector, M12, 8-pin, straight</li> <li>• <b>Connection type head B:</b> Flying leads</li> <li>• <b>Cable:</b> 2 m, 8-wire, PUR, halogen-free</li> <li>• <b>Description:</b> Shielded</li> <li>• <b>Connection systems:</b> Flying leads</li> </ul>	YF2A68-020XXXXLEAX	6032448

## SICK AT A GLANCE

SICK is one of the leading manufacturers of intelligent sensors and sensor solutions for industrial applications. A unique range of products and services creates the perfect basis for controlling processes securely and efficiently, protecting individuals from accidents and preventing damage to the environment.

We have extensive experience in a wide range of industries and understand their processes and requirements. With intelligent sensors, we can deliver exactly what our customers need. In application centers in Europe, Asia and North America, system solutions are tested and optimized in accordance with customer specifications. All this makes us a reliable supplier and development partner.

Comprehensive services complete our offering: SICK LifeTime Services provide support throughout the machine life cycle and ensure safety and productivity.

For us, that is “Sensor Intelligence.”

## WORLDWIDE PRESENCE:

Contacts and other locations –[www.sick.com](http://www.sick.com)