



# EVC625-CCOVAL5L

EventCam

MULTITASK PHOTOELECTRIC SENSORS

**SICK**  
Sensor Intelligence.



Illustration may differ



## Ordering information

Type	Part no.
EVC625-CCOVAL5L	1102028

**Included in delivery:** Mounting bracket (1), Sliding nut (1)

Other models and accessories → [www.sick.com/EventCam](http://www.sick.com/EventCam)

## Detailed technical data

### Mechanics/electronics

<b>Electrical connection</b>	1 x M12, 17-pin male connector 1 x M12, 4-pin Ethernet female connector
<b>Supply voltage</b>	≤ 24 V DC, ± 20 % <sup>1)</sup>
<b>Power consumption</b>	Typ. 4 W
<b>Output current</b>	≤ 50 mA
<b>Housing material</b>	Metal, zinc diecast
<b>Housing color</b>	Light blue (RAL 5012)
<b>Window material</b>	Plastic (PMMA) 2 mm thick, scratch resistant coated
<b>Enclosure rating</b>	IP65
<b>Protection class</b>	III
<b>Items supplied</b>	Mounting bracket #2042902, Sliding nut #5324896
<b>Weight</b>	170 g
<b>Dimensions (L x W x H)</b>	71 mm x 43 mm x 35.6 mm

<sup>1)</sup> SELV.

### Performance

<b>Sensor resolution</b>	Image mode	Up to 15 fps (2592x1944, QSXGA)
	Video mode	15 or 30 fps (1920x1080, 1080p) 15 or 45 fps (1280x720, 720p) 13 or 65 fps (800x600, SVGA)
<b>Spectral properties</b>		RGB
<b>Working range</b>		0.4 m ... 0.6 m
<b>Storage capacity</b>		35 to 1000 events on internal memory depending on mode, resolution and frame rate
<b>Event duration</b>	Image mode	Max. number of pictures before/after trigger (event duration depends on the recording frequency, allowed image recording settings 15 image/sec. up to 1 image/hour) 25 / 25 (QSXGA)

	50 / 50 (1080p) 80 / 80 (720p) 120 / 120 (SVGA)
Video mode	Video duration in seconds before/after trigger 25 / 15 (30 fps, 1080p) 50 / 30 (15 fps, 1080p) 40 / 20 (45 fps, 720p) 120 / 60 (15 fps, 720p) 60 / 20 (65 fps, SVGA) 240 / 100 (13 fps, SVGA)
<b>Trigger</b>	Hard-wired digital input or manual trigger in SOPAS Air
<b>White balance</b>	Manual
<b>Internal lighting</b>	No
<b>Exposure control</b>	Automatic or manual
<b>Muting</b>	Muting per button, via configuration software or hard-wired

## Interfaces

<b>Configuration software</b>	SOPAS Air (browser based)
<b>Data access</b>	SOPAS Air (browser based)
<b>Ethernet</b>	✓, TCP/IP
Data transmission rate	100 Mbit/s
<b>Default network IP</b>	192.168.0.30
<b>Data storage and retrieval</b>	FTP upload and/or internal storage
<b>Data format</b>	
Image mode	jpg
Video mode	H.264

## Ambient data

<b>Electromagnetic compatibility (EMC)</b>	Electromagnetic immunity: EN 61000-6-2 / Radiated emission: EN 61000-6-3
<b>Ambient operating temperature</b>	0 °C ... +40 °C <sup>1)</sup> 0 °C ... +35 °C
<b>Ambient temperature, storage</b>	-20 °C ... +70 °C
<b>Permissible relative humidity</b>	90 %, Non-condensing

<sup>1)</sup> For all other modes with side mounting with mounting plate 2042902.

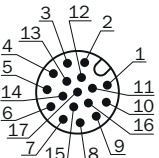
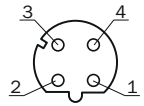
## Classifications

<b>ECLASS 5.0</b>	27310101
<b>ECLASS 5.1.4</b>	27310101
<b>ECLASS 6.0</b>	27310101
<b>ECLASS 6.2</b>	27310101
<b>ECLASS 7.0</b>	27310101
<b>ECLASS 8.0</b>	27310101
<b>ECLASS 8.1</b>	27310101
<b>ECLASS 9.0</b>	27310101
<b>ECLASS 10.0</b>	27310101
<b>ECLASS 11.0</b>	27310191
<b>ECLASS 12.0</b>	27310191

<b>ETIM 5.0</b>	EC001511
<b>ETIM 6.0</b>	EC001511
<b>ETIM 7.0</b>	EC001511
<b>ETIM 8.0</b>	EC001511
<b>UNSPSC 16.0901</b>	49211819

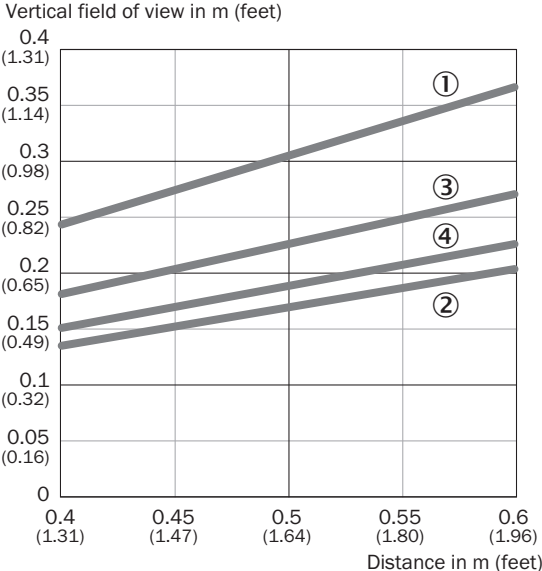
### Connection diagram

Cd-445

	Power/IO	Ethernet
		
Pin	Wire color <sup>1)</sup>	Signal
1	BU	- (M)
2	BN	+ (L+)
3	GN	-
4	WH	-
5	PK	-
6	YE	-
7	BK	-
8	GY	-
9	WH/BK	SensGND
10	VT	Trigger, switching input
11	GY/PK	-
12	RD/BU	-
13	WH/GN	Ready, switching output
14	BN/GN	New Data, switching output
15	WH/YE	Mute, switching input
16	YE/BN	Device Muted, switching output
17	WH/GY	Storage low, switching output

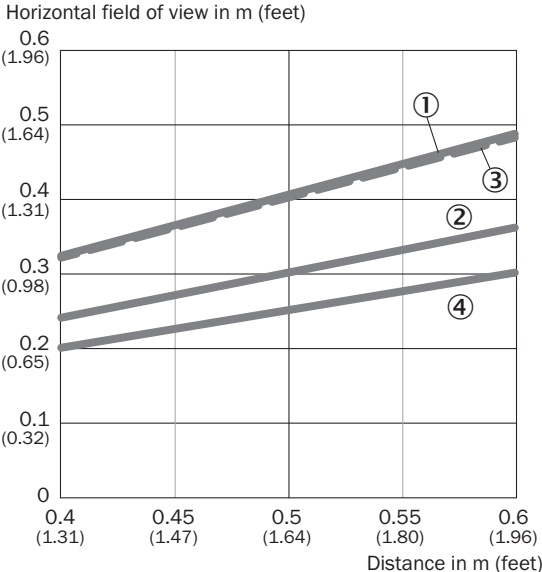
**Characteristic curve**

**Vertical field of view**



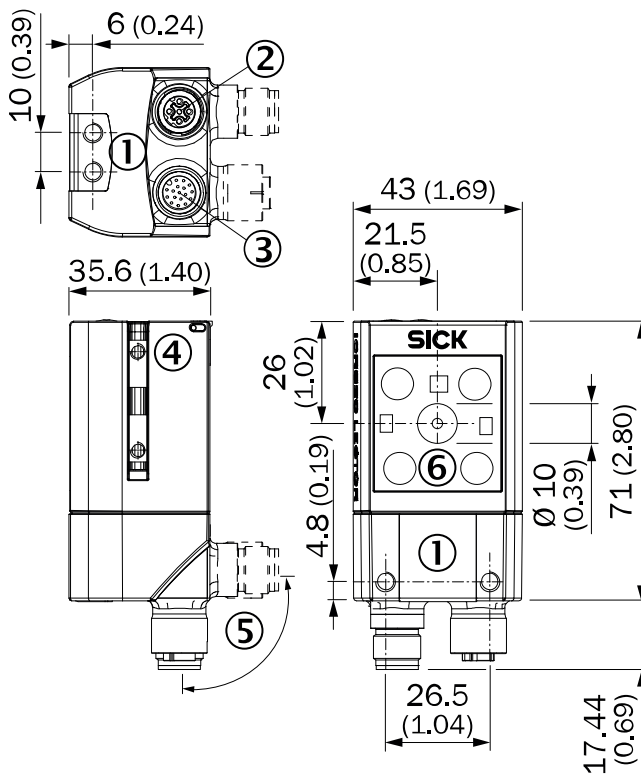
- ① QXGA
- ② 1080p
- ③ 720p
- ④ SVGA

**Horizontal field of view**



- ① QXGA
- ② 1080p
- ③ 720p
- ④ SVGA



**Dimensional drawing** (Dimensions in mm (inch))




- ① M5 blind tapped holes, 5 mm deep (4 x), for mounting
- ② “Ethernet” connection, 4-pin M12 female connector, D-coded
- ③ “POWER” connection, 17-pin M12 male connector, A-coded
- ④ Sliding nut M5, 5 mm deep (2 x), for mounting (as alternative)
- ⑤ Swivel connector unit
- ⑥ Camera module

**Recommended accessories**

Other models and accessories → [www.sick.com/EventCam](http://www.sick.com/EventCam)

	Brief description	Type	Part no.
<b>Mounting brackets and plates</b>			
	Bracket with adapter board	Mounting bracket	2042902
<b>Others</b>			
	<ul style="list-style-type: none"> <li>• <b>Connection type head A:</b> Female connector, M12, 17-pin, straight, A-coded</li> <li>• <b>Connection type head B:</b> Flying leads</li> <li>• <b>Signal type:</b> Power, serial, CAN, digital I/Os</li> <li>• <b>Cable:</b> 3 m, 17-wire, stripped, PE-X</li> <li>• <b>Description:</b> Power, serial, CAN, digital I/Os, suitable for 2 A, Changed color coding of the flying leads, shielded</li> <li>• <b>Connection systems:</b> Flying leads</li> <li>• <b>Application:</b> Drag chain operation</li> </ul>	YF2ASD-030XXXXLECX	2070425

	Brief description	Type	Part no.
	<ul style="list-style-type: none"><li>• <b>Connection type head A:</b> Male connector, M12, 4-pin, straight, D-coded</li><li>• <b>Connection type head B:</b> Male connector, RJ45, 4-pin, straight</li><li>• <b>Signal type:</b> Ethernet, PROFINET</li><li>• <b>Cable:</b> 2 m, 4-wire, PUR, halogen-free</li><li>• <b>Description:</b> Ethernet, PROFINET, shielded</li><li>• <b>Application:</b> Drag chain operation, Zones with oils and lubricants</li></ul>	YM2D24-020PN1MRJA4	2106182

## SICK AT A GLANCE

SICK is one of the leading manufacturers of intelligent sensors and sensor solutions for industrial applications. A unique range of products and services creates the perfect basis for controlling processes securely and efficiently, protecting individuals from accidents and preventing damage to the environment.

We have extensive experience in a wide range of industries and understand their processes and requirements. With intelligent sensors, we can deliver exactly what our customers need. In application centers in Europe, Asia and North America, system solutions are tested and optimized in accordance with customer specifications. All this makes us a reliable supplier and development partner.

Comprehensive services complete our offering: SICK LifeTime Services provide support throughout the machine life cycle and ensure safety and productivity.

For us, that is “Sensor Intelligence.”

## WORLDWIDE PRESENCE:

Contacts and other locations –[www.sick.com](http://www.sick.com)