



EVC625-CCOXAL5L

EventCam

MULTITASK PHOTOELECTRIC SENSORS

SICK
Sensor Intelligence.



Illustration may differ



Ordering information

Type	Part no.
EVC625-CCOXAL5L	1093139

Included in delivery: Mounting bracket (1), Sliding nut (1)

Other models and accessories → www.sick.com/EventCam

Detailed technical data

Mechanics/electronics

Electrical connection	1 x M12, 17-pin male connector 1 x M12, 4-pin Ethernet female connector
Supply voltage	≤ 24 V DC, ± 20 % ¹⁾
Power consumption	Typ. 4 W
Output current	≤ 50 mA
Housing material	Metal, zinc diecast
Housing color	Light blue (RAL 5012)
Window material	Plastic (PMMA) 2 mm thick, scratch resistant coated
Enclosure rating	IP65
Protection class	III
Items supplied	Mounting bracket #2042902, Sliding nut #5324896
Weight	170 g
Dimensions (L x W x H)	71 mm x 43 mm x 35.6 mm

¹⁾ SELV.

Performance

Sensor resolution	Image mode	Up to 15 fps (2592x1944, QSXGA)
	Video mode	15 or 30 fps (1920x1080, 1080p) 15 or 45 fps (1280x720, 720p) 13 or 65 fps (800x600, SVGA)
Spectral properties		RGB
Working range		0.8 m ... 6 m
Storage capacity		35 to 1000 events on internal memory depending on mode, resolution and frame rate
Event duration	Image mode	Max. number of pictures before/after trigger (event duration depends on the recording frequency, allowed image recording settings 15 image/sec. up to 1 image/hour) 25 / 25 (QSXGA)

	50 / 50 (1080p) 80 / 80 (720p) 120 / 120 (SVGA)
Video mode	Video duration in seconds before/after trigger 25 / 15 (30 fps, 1080p) 50 / 30 (15 fps, 1080p) 40 / 20 (45 fps, 720p) 120 / 60 (15 fps, 720p) 60 / 20 (65 fps, SVGA) 240 / 100 (13 fps, SVGA)
Trigger	Hard-wired digital input or manual trigger in SOPAS Air
White balance	Manual
Internal lighting	No
Exposure control	Automatic or manual
Muting	Muting per button, via configuration software or hard-wired

Interfaces

Configuration software	SOPAS Air (browser based)
Data access	SOPAS Air (browser based)
Ethernet	✓, TCP/IP
Data transmission rate	100 Mbit/s
Default network IP	192.168.0.30
Data storage and retrieval	FTP upload and/or internal storage
Data format	
Image mode	jpg
Video mode	H.264

Ambient data

Electromagnetic compatibility (EMC)	Electromagnetic immunity: EN 61000-6-2 / Radiated emission: EN 61000-6-3
Ambient operating temperature	0 °C ... +40 °C ¹⁾ 0 °C ... +35 °C
Ambient temperature, storage	-20 °C ... +70 °C
Permissible relative humidity	90 %, Non-condensing

¹⁾ For all other modes with side mounting with mounting plate 2042902.

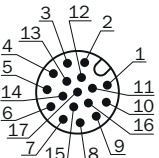
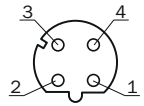
Classifications

ECLASS 5.0	27310101
ECLASS 5.1.4	27310101
ECLASS 6.0	27310101
ECLASS 6.2	27310101
ECLASS 7.0	27310101
ECLASS 8.0	27310101
ECLASS 8.1	27310101
ECLASS 9.0	27310101
ECLASS 10.0	27310101
ECLASS 11.0	27310191
ECLASS 12.0	27310191

ETIM 5.0	EC001511
ETIM 6.0	EC001511
ETIM 7.0	EC001511
ETIM 8.0	EC001511
UNSPSC 16.0901	49211819

Connection diagram

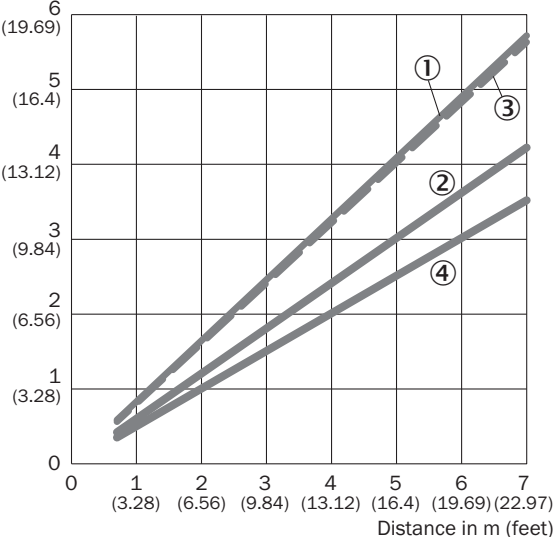
Cd-445

	Power/IO		Ethernet
			
Pin	Wire color ¹⁾	Signal	Signal
1	BU	- (M)	TX+
2	BN	+ (L+)	RX+
3	GN	-	TX-
4	WH	-	RX-
5	PK	-	-
6	YE	-	-
7	BK	-	-
8	GY	-	-
9	WH/BK	SensGND	-
10	VT	Trigger, switching input	-
11	GY/PK	-	-
12	RD/BU	-	-
13	WH/GN	Ready, switching output	-
14	BN/GN	New Data, switching output	-
15	WH/YE	Mute, switching input	-
16	YE/BN	Device Muted, switching output	-
17	WH/GY	Storage low, switching output	-

Characteristic curve

Horizontal field of view

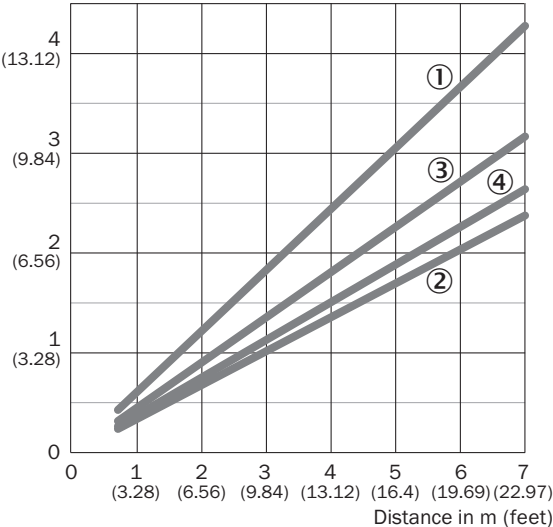
Horizontal field of view in m (feet)



- ① QSXGA
- ② 1080p
- ③ 720p
- ④ SVGA

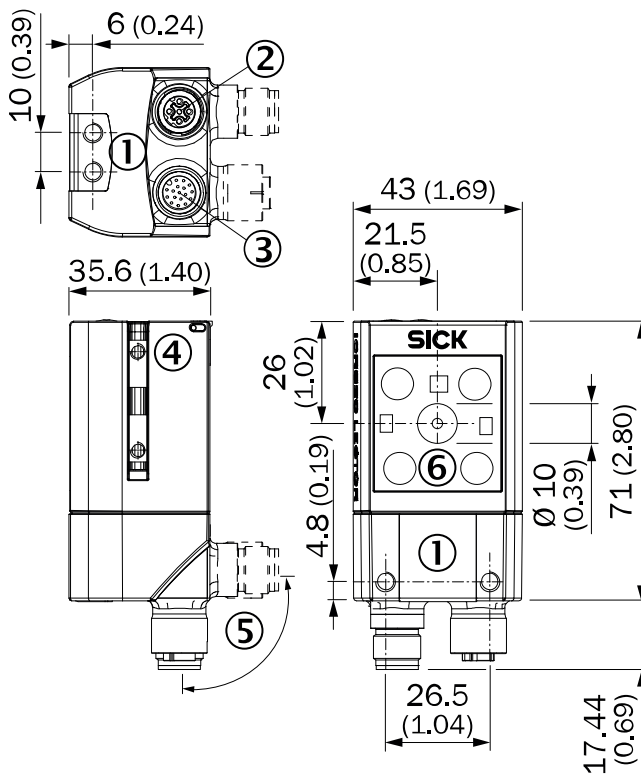
Vertical field of view

Vertical field of view in m (feet)



- ① QSXGA
- ② 1080p
- ③ 720p
- ④ SVGA



Dimensional drawing (Dimensions in mm (inch))




- ① M5 blind tapped holes, 5 mm deep (4 x), for mounting
- ② “Ethernet” connection, 4-pin M12 female connector, D-coded
- ③ “POWER” connection, 17-pin M12 male connector, A-coded
- ④ Sliding nut M5, 5 mm deep (2 x), for mounting (as alternative)
- ⑤ Swivel connector unit
- ⑥ Camera module

Recommended accessories

Other models and accessories → www.sick.com/EventCam

	Brief description	Type	Part no.
Mounting brackets and plates			
	Bracket with adapter board	Mounting bracket	2042902
Others			
	<ul style="list-style-type: none"> • Connection type head A: Female connector, M12, 17-pin, straight, A-coded • Connection type head B: Flying leads • Signal type: Power, serial, CAN, digital I/Os • Cable: 3 m, 17-wire, stripped, PE-X • Description: Power, serial, CAN, digital I/Os, suitable for 2 A, Changed color coding of the flying leads, shielded • Connection systems: Flying leads • Application: Drag chain operation 	YF2ASD-030XXXXLECX	2070425

	Brief description	Type	Part no.
	<ul style="list-style-type: none">• Connection type head A: Male connector, M12, 4-pin, straight, D-coded• Connection type head B: Male connector, RJ45, 4-pin, straight• Signal type: Ethernet, PROFINET• Cable: 2 m, 4-wire, PUR, halogen-free• Description: Ethernet, PROFINET, shielded• Application: Drag chain operation, Zones with oils and lubricants	YM2D24-020PN1MRJA4	2106182

SICK AT A GLANCE

SICK is one of the leading manufacturers of intelligent sensors and sensor solutions for industrial applications. A unique range of products and services creates the perfect basis for controlling processes securely and efficiently, protecting individuals from accidents and preventing damage to the environment.

We have extensive experience in a wide range of industries and understand their processes and requirements. With intelligent sensors, we can deliver exactly what our customers need. In application centers in Europe, Asia and North America, system solutions are tested and optimized in accordance with customer specifications. All this makes us a reliable supplier and development partner.

Comprehensive services complete our offering: SICK LifeTime Services provide support throughout the machine life cycle and ensure safety and productivity.

For us, that is “Sensor Intelligence.”

WORLDWIDE PRESENCE:

Contacts and other locations –www.sick.com