



# GRTB18S-N1317

GR18

CYLINDRICAL PHOTOELECTRIC SENSORS

**SICK**  
Sensor Intelligence.



## Ordering information

| Type          | Part no. |
|---------------|----------|
| GRTB18S-N1317 | 1076096  |

Other models and accessories → [www.sick.com/GR18](http://www.sick.com/GR18)

Illustration may differ



## Detailed technical data

### Features

|  |   |
|--|---|
| <b>Functional principle</b>            | Photoelectric proximity sensor  |
| <b>Functional principle detail</b>     | Background suppression  |
| <b>Dimensions (W x H x D)</b>          | 18 mm x 18 mm x 38.1 mm   |
| <b>Housing design (light emission)</b> | Cylindrical   |
| <b>Thread diameter (housing)</b>       | M18 x 1   |
| <b>Optical axis</b>                    | Axial   |
| <b>Sensing range max.</b>              | 3 mm ... 300 mm <sup>1)</sup>   |
| <b>Sensing range</b>                   | 20 mm ... 150 mm <sup>1)</sup>  |
| <b>Type of light</b>                   | Visible red light   |
| <b>Light source</b>                    | PinPoint LED <sup>2)</sup>  |
| <b>Light spot size (distance)</b>      | Ø 7 mm (100 mm)   |
| <b>Wave length</b>                     | 650 nm  |
| <b>Adjustment</b>                      | Potentiometer, 270 °  |
| <b>Indication</b>                      |   |
|  | LED green Operating indicator<br>Static on: power on  |
|  | LED yellow Status of received light beam<br>Static on: object present<br>Static off: object not present |

<sup>1)</sup> Object with 90% remission (based on standard white, DIN 5033).

<sup>2)</sup> Average service life: 100,000 h at T<sub>J</sub> = +25 °C.

## Mechanics/electronics

|  |   |
|--|---|
| <b>Supply voltage <math>U_B</math></b>     | 10 V DC ... 30 V DC <sup>1)</sup>                     |
| <b>Ripple</b>                              | < 5 V <sub>pp</sub> <sup>2)</sup>                     |
| <b>Current consumption</b>                 | 30 mA   |
| <b>Switching output</b>                    | NPN   |
| <b>Switching mode</b>                      | Light switching                                       |
| <b>Signal voltage NPN HIGH/LOW</b>         | Approx. $V_S / \leq 3$ V                              |
| <b>Output current <math>I_{max}</math></b> | $\leq 100$ mA <sup>3)</sup>                           |
| <b>Response time</b>                       | < 500 $\mu$ s <sup>4)</sup>                           |
| <b>Switching frequency</b>                 | 1,000 Hz <sup>5)</sup>                                |
| <b>Connection type</b>                     | Cable, 3-wire, 2 m <sup>6)</sup>                      |
| <b>Cable material</b>                      | Plastic, PVC  |
| <b>Circuit protection</b>                  | A <sup>7)</sup><br>B <sup>8)</sup><br>D <sup>9)</sup> |
| <b>Protection class</b>                    | III   |
| <b>Housing material</b>                    | Plastic, ABS  |
| <b>Optics material</b>                     | Plastic, PMMA   |
| <b>Enclosure rating</b>                    | IP67  |
| <b>Items supplied</b>                      | Fastening nuts (2 x)                                  |
| <b>Electromagnetic compatibility (EMC)</b> | EN 60947-5-2  |
| <b>Ambient operating temperature</b>       | -25 °C ... +55 °C <sup>10)</sup>                      |
| <b>Ambient temperature, storage</b>        | -40 °C ... +70 °C                                     |
| <b>UL File No.</b>                         | NRKH.E348498 & NRKH7.E348498                          |

<sup>1)</sup> Limit values. Operated in short-circuit protected network: max. 8 A.

<sup>2)</sup> May not fall below or exceed  $U_V$  tolerances.

<sup>3)</sup> At  $U_V > 24$  V or ambient temperature > 49 °C,  $I_A$  max. = 50 mA.

<sup>4)</sup> Signal transit time with resistive load.

<sup>5)</sup> With light/dark ratio 1:1.

<sup>6)</sup> Do not bend below 0 °C.

<sup>7)</sup> A =  $V_S$  connections reverse-polarity protected.

<sup>8)</sup> B = inputs and output reverse-polarity protected.

<sup>9)</sup> D = outputs overcurrent and short-circuit protected.

<sup>10)</sup> At  $U_V \leq 24$  V and  $I_A < 50$  mA.

## Safety-related parameters

|                         |           |
|-------------------------|-----------|
| <b>MTTF<sub>D</sub></b> | 985 years |
| <b>DC<sub>avg</sub></b> | 0 %       |

## Classifications

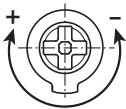
|                     |          |
|---------------------|----------|
| <b>ECLASS 5.0</b>   | 27270904 |
| <b>ECLASS 5.1.4</b> | 27270904 |
| <b>ECLASS 6.0</b>   | 27270904 |
| <b>ECLASS 6.2</b>   | 27270904 |
| <b>ECLASS 7.0</b>   | 27270904 |

|                       |          |
|-----------------------|----------|
| <b>ECLASS 8.0</b>     | 27270904 |
| <b>ECLASS 8.1</b>     | 27270904 |
| <b>ECLASS 9.0</b>     | 27270904 |
| <b>ECLASS 10.0</b>    | 27270904 |
| <b>ECLASS 11.0</b>    | 27270904 |
| <b>ECLASS 12.0</b>    | 27270903 |
| <b>ETIM 5.0</b>       | EC002719 |
| <b>ETIM 6.0</b>       | EC002719 |
| <b>ETIM 7.0</b>       | EC002719 |
| <b>ETIM 8.0</b>       | EC002719 |
| <b>UNSPSC 16.0901</b> | 39121528 |

## Adjustments

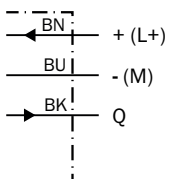
GRTB18(S), GRTE18(S), Sensing range setting: Potentiometer, 270°

Sensing range

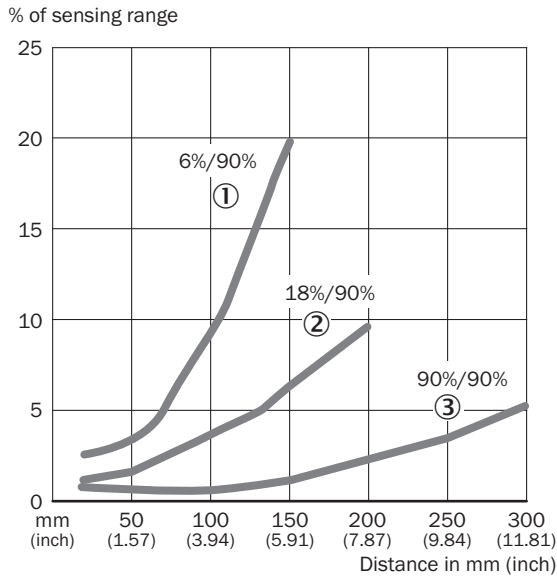


## Connection diagram

Cd-044



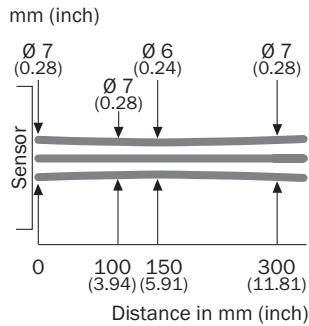
### Characteristic curve




- ① Sensing range on black, 6% remission factor
- ② Sensing range on gray, 18% remission factor
- ③ Sensing range on white, 90% remission factor

### Light spot size

GRTB18(S)



### Sensing range diagram

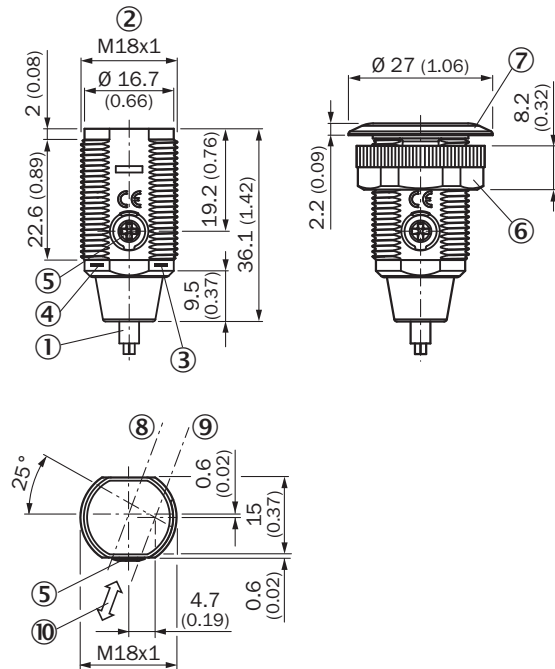


■ Sensing range      ■ Sensing range max.

- ① Sensing range on black, 6% remission factor
- ② Sensing range on gray, 18% remission factor
- ③ Sensing range on white, 90% remission factor

**Dimensional drawing** (Dimensions in mm (inch))



GRTB18S, plastic, cable, straight, adjustable



- ① Connection cable 2 m
- ② Threaded mounting hole M18 x 1
- ③ LED indicator yellow
- ④ LED indicator green
- ⑤ Sensitivity control: potentiometer 270°
- ⑥ Fastening nut; 22 mm hex, plastic
- ⑦ Mounting ring
- ⑧ Optical axis, receiver
- ⑨ Optical axis, sender
- ⑩ Standard direction of the material being detected

**Recommended accessories**

Other models and accessories → [www.sick.com/GR18](http://www.sick.com/GR18)

|   | Brief description  | Type       | Part no. |
|---|--|------------|----------|
| <b>Mounting brackets and plates</b>   |  |            |          |
|  | Mounting bracket for M18 sensors, steel, zinc coated, without mounting hardware  | BEF-WN-M18 | 5308446  |
| <b>Others</b>   |  |            |          |
|  | <ul style="list-style-type: none"> <li>• <b>Connection type head A:</b> Male connector, M8, 3-pin, straight, A-coded</li> <li>• <b>Description:</b> Unshielded</li> <li>• <b>Connection systems:</b> Screw-type terminals</li> <li>• <b>Permitted cross-section:</b> 0.14 mm<sup>2</sup> ... 0.5 mm<sup>2</sup></li> </ul> | STE-0803-G | 6037322  |

## SICK AT A GLANCE

SICK is one of the leading manufacturers of intelligent sensors and sensor solutions for industrial applications. A unique range of products and services creates the perfect basis for controlling processes securely and efficiently, protecting individuals from accidents and preventing damage to the environment.

We have extensive experience in a wide range of industries and understand their processes and requirements. With intelligent sensors, we can deliver exactly what our customers need. In application centers in Europe, Asia and North America, system solutions are tested and optimized in accordance with customer specifications. All this makes us a reliable supplier and development partner.

Comprehensive services complete our offering: SICK LifeTime Services provide support throughout the machine life cycle and ensure safety and productivity.

For us, that is “Sensor Intelligence.”

## WORLDWIDE PRESENCE:

Contacts and other locations –[www.sick.com](http://www.sick.com)