



KHK53-AXS00354

KH53

MAGNETIC LINEAR ENCODERS

SICK
Sensor Intelligence.



Illustration may differ

Ordering information

Type	Part no.
KHK53-AXS00354	1030069

Other models and accessories → www.sick.com/KH53



Detailed technical data

Safety-related parameters

MTTF_D (mean time to dangerous failure)	31 years (EN ISO 13849) ¹⁾
--	---------------------------------------

¹⁾ This product is a standard product and does not constitute a safety component as defined in the Machinery Directive. Calculation based on nominal load of components, average ambient temperature 40 °C, frequency of use 8760 h/a. All electronic failures are considered hazardous. For more information, see document no. 8015532.

Performance

Measuring range	0 m ... 354 m
Resolution	0.1 mm
Traversing speed	6.6 m/s ¹⁾
Repeatability	0.3 mm
Measurement accuracy	± 1000 + ME (Tu-25 °C) Tk μm ²⁾

¹⁾ If the max. traversing speed is exceeded or if the measuring elements are left, the corresponding error message is triggered (with SSI: FF FF FE hex).

²⁾ If a positional tolerance of ± 1 mm is observed relative to the nominal distance in the N and Y directions within a measuring element relative to the starting point of this element ME = length of measuring element Tu = ambient temperature in °C. Tk = coefficient of thermal expansion (28 μm/°C/m).

Interfaces

Communication interface	SSI
Position forming time	+ 0.8 ms
Interface, digital serial	SSI, 24 Bit, gray
Interface for parametrization	RS-422 Default OFF Four wire transmission, asynchrony, full duplex Data format: 1 start bit, 8 data bits, 1 stop bit, no parity Data protocol: ASCII, Baud rate 9600 RS-422

Electrical data

Initialization time	2 s
Supply voltage	10 V ... 32 V
Current consumption	250 mA
Connection type	Cable, 12-wire, 3 m
MTTF_d: mean time to dangerous failure	31 years (EN ISO 13849) ¹⁾

¹⁾ This product is a standard product and does not constitute a safety component as defined in the Machinery Directive. Calculation based on nominal load of components, average ambient temperature 40 °C, frequency of use 8760 h/a. All electronic failures are considered hazardous. For more information, see document no. 8015532.

Mechanical data

Weight	3.6 kg
Length of measuring element	See calculation example
Position tolerance	± 10 mm, see positional tolerances diagram
Read head material	AlMgSiPbF28

Ambient data

EMC	According to EN 61000-6-2 and EN 61000-6-4 ¹⁾
Enclosure rating	IP66 (IEC 60529)
Operating temperature range	-20 °C ... +60 °C
Storage temperature range	-40 °C ... +85 °C
Resistance to shocks	30 g, 10 ms (DIN EN 60 068-2-27)
Resistance to vibration	10 g, 20 Hz ... 250 Hz (EN 60068-2-6)

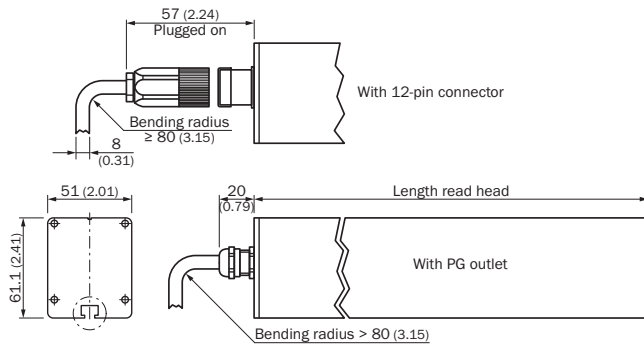
¹⁾ EMC according to the standards quoted is achieved if shielded cables are used.

Classifications

ECLASS 5.0	27270705
ECLASS 5.1.4	27270705
ECLASS 6.0	27270705
ECLASS 6.2	27270705
ECLASS 7.0	27270705
ECLASS 8.0	27270705
ECLASS 8.1	27270705
ECLASS 9.0	27270705
ECLASS 10.0	27270705
ECLASS 11.0	27270705
ECLASS 12.0	27274304
ETIM 5.0	EC002544
ETIM 6.0	EC002544
ETIM 7.0	EC002544
ETIM 8.0	EC002544
UNSPSC 16.0901	41111613

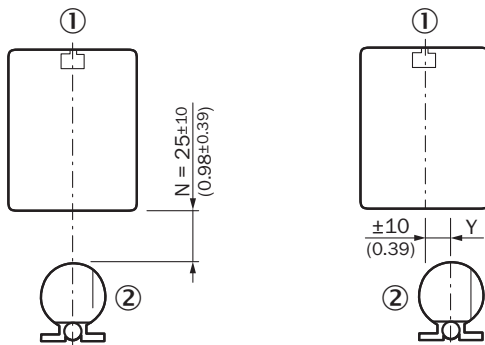
Dimensional drawing (Dimensions in mm (inch))

SSI read head



Position tolerance

KH53

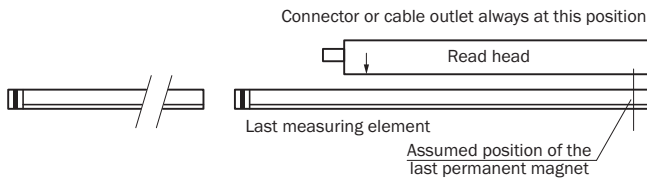


All dimensions in mm (inch)

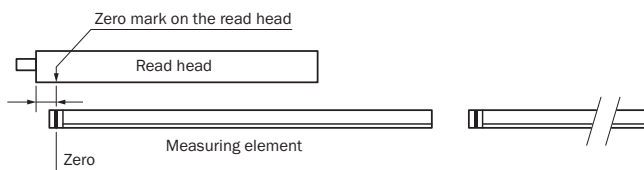
The operating reliability and accuracy of the measuring system depends on (amongst other things) compliance with the position tolerances. Magnetic or magnetizable materials are not permitted within 80 mm of the encoder or the measuring element.

- ① Read head
- ② Measuring element

End of measurement path



Start of measuring path



Assembly note

Montage Lesekopf + Maßverkörperung: Mindestabstand zu ferromagnetischen Materialien einhalten!

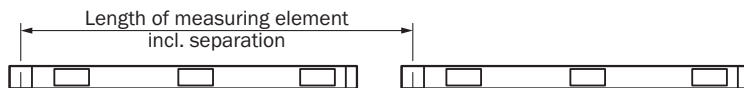
Read head + measuring element mounting: Observe the min. distance to ferromagnetic materials!

The diagram illustrates the required 80 mm clearance. It shows a top-down view of a square read head and a side view of a circular measuring element, both with 80 mm dimensions. A 3D perspective shows the read head mounted on a black I-beam, with a 30 mm gap between the head and the beam's top surface. Arrows indicate the 80 mm distance from the read head to the beam and from the measuring element to the beam.

Only use non ferro-magnetic materials for the assembly base of the read head. A separation distance of 80 mm must be observed for ferro-magnetic materials (e.g., iron).

Length of measuring element

KH53 SSI



Measuring range up to	Read head length	Length of measuring element including distance	Mounting systems per measuring element (suggestion)
39.90 m	0.866 m	2.304 m Identification letters A1 ... ≤ A18	4 clamp holders or 8 mounting brackets
107.40 m	1.051 m	1.8688 m Identification letters B1 ... ≤ B58	3 clamp holders or 6 mounting brackets
351.20 m	1.376 m	2.5088 m Identification letters C1 ... ≤ C141	4 clamp holders or 8 mounting brackets
1676.40 m	2.026 m	1.9072 m Identification letters D1 ... ≤ D880	3 clamp holders or 6 mounting brackets






The dimensions given are slightly rounded.

Recommended accessories

Other models and accessories → www.sick.com/KH53

	Brief description	Type	Part no.
Programming and configuration tools			
	Programming tool for ATM60, ATM90, and KH53	PGT-01-S	1030111
Mounting brackets and plates			
	Mounting bracket for KH53 measuring elements, without mounting hardware for the background	BEF-WK-KHT53	2029159

	Brief description	Type	Part no.
Terminal and alignment brackets			
	Spacer for KHT53, without mounting hardware for the background	BEF-KHA-KHT53	2042468
Others			
	<ul style="list-style-type: none"> Connection type head A: Female connector, M23, 12-pin, straight Connection type head B: Flying leads Signal type: SSI, RS-422, TTL, HTL Cable: 1.5 m, 12-wire, PUR, halogen-free Description: SSI, RS-422, TTL, HTL, shielded 	DOL-2312-G1M5MA1	2029200
	<ul style="list-style-type: none"> Connection type head A: Female connector, M23, 12-pin, straight Connection type head B: Flying leads Signal type: SSI, RS-422, TTL, HTL Cable: 3 m, 12-wire, PUR, halogen-free Description: SSI, RS-422, TTL, HTL, shielded 	DOL-2312-G03MMA1	2029201
	<ul style="list-style-type: none"> Connection type head A: Female connector, M23, 12-pin, straight Connection type head B: Flying leads Signal type: SSI, RS-422, TTL, HTL Cable: 5 m, 12-wire, PUR, halogen-free Description: SSI, RS-422, TTL, HTL, shielded 	DOL-2312-G05MMA1	2029202
	<ul style="list-style-type: none"> Connection type head A: Female connector, M23, 12-pin, straight Connection type head B: Flying leads Signal type: SSI, RS-422 Cable: 20 m, 12-wire, PUR, halogen-free Description: SSI, RS-422, shielded 	DOL-2312-G20MMA1	2029204
	<ul style="list-style-type: none"> Connection type head A: Female connector, M23, 12-pin, straight Connection type head B: Flying leads Signal type: SSI, RS-422 Cable: 30 m, 12-wire, PUR, halogen-free Description: SSI, RS-422, shielded 	DOL-2312-G30MMA1	2029205
	<ul style="list-style-type: none"> Connection type head A: Flying leads Connection type head B: Flying leads Signal type: SSI, Incremental Items supplied: By the meter Cable: 12-wire, PUR, halogen-free Description: SSI, Incremental, shielded 	LTG-2512-MW	6027531
	<ul style="list-style-type: none"> Connection type head A: Flying leads Connection type head B: Flying leads Signal type: SSI, TTL, HTL, Incremental Items supplied: By the meter Cable: 12-wire, UV and saltwater-resistant, PUR, halogen-free Description: SSI, TTL, HTL, Incremental, shielded, Head A: cable Head B: cable Cable: suitable for drag chain, PUR, halogen-free, shielded, UV and saltwater resistant, 4 x 2 x 0.25 mm² + 2 x 0.5 mm² + 2 x 0.14 mm², Ø 7.8 mm 	LTG-2612-MW	6028516
	<ul style="list-style-type: none"> Connection type head A: Female connector, M23, 12-pin, straight, A-coded Signal type: HIPERFACE[®], SSI, Incremental Description: HIPERFACE[®], SSI, Incremental, shielded, Head A: female connector, M23, 12-pin, straight, shielded, for cable diameter 5.5 mm ... 10.5 mm Head B: Operating temperature: -20 °C ... +130 °C Connection systems: Solder connection 	DOS-2312-G	6027538
	<ul style="list-style-type: none"> Connection type head A: Male connector, M23, 12-pin, straight, A-coded Signal type: HIPERFACE[®], SSI, Incremental, RS-422 Description: HIPERFACE[®], SSI, Incremental, RS-422, shielded, M23 male connector Connection systems: Solder connection 	STE-2312-G	6027537

	Brief description	Type	Part no.
	<ul style="list-style-type: none"> • Connection type head A: Female connector, M23, 12-pin, angled, A-coded • Signal type: HIPERFACE[®], SSI, Incremental • Description: HIPERFACE[®], SSI, Incremental, shielded, Head A: female connector, M23, 12-pin, angled, shielded, for cable diameter 4.2 mm ... 6.6 mm Head B: - Operating temperature: -20 °C ... +130 °C • Connection systems: Solder connection 	DOS-2312-W01	2072580
	<ul style="list-style-type: none"> • Connection type head A: Female connector, M23, 12-pin, straight • Connection type head B: Flying leads • Signal type: SSI, RS-422, TTL, HTL • Cable: 10 m, 12-wire, PUR, halogen-free • Description: SSI, RS-422, TTL, HTL, shielded 	DOL-2312-G10MMA1	2029203
	<ul style="list-style-type: none"> • Connection type head A: Female connector, M23, 9-pin, straight, A-coded • Signal type: HIPERFACE[®], SSI, Incremental • Description: HIPERFACE[®], SSI, Incremental, shielded, Head A: female connector, M23, 9-pin, straight, shielded, for cable diameter 5.5 mm ... 10.5 mm Head B: Operating temperature: -20 °C ... +130 °C • Connection systems: Solder connection 	DOS-2309-G	6028533
Magnetic linear encoders			
	<ul style="list-style-type: none"> • System part: Mounting gauge • Measuring range: 0 m ... 354 m 	KHM53-XXX00354	1030077
	<ul style="list-style-type: none"> • System part: Measuring element • Measuring range: 0 m ... 354 m • Code type: Coded 	KHT53-XXX00354	1030075
	<ul style="list-style-type: none"> • System part: Measuring element • Measuring range: 0 m ... 354 m • Code type: Universal configurable 	KHU53-XXX00354	1030076

SICK AT A GLANCE

SICK is one of the leading manufacturers of intelligent sensors and sensor solutions for industrial applications. A unique range of products and services creates the perfect basis for controlling processes securely and efficiently, protecting individuals from accidents and preventing damage to the environment.

We have extensive experience in a wide range of industries and understand their processes and requirements. With intelligent sensors, we can deliver exactly what our customers need. In application centers in Europe, Asia and North America, system solutions are tested and optimized in accordance with customer specifications. All this makes us a reliable supplier and development partner.

Comprehensive services complete our offering: SICK LifeTime Services provide support throughout the machine life cycle and ensure safety and productivity.

For us, that is “Sensor Intelligence.”

WORLDWIDE PRESENCE:

Contacts and other locations –www.sick.com