



# KTM-LN55181P

KTM

CONTRAST SENSORS

**SICK**  
Sensor Intelligence.



### Ordering information

Type	Part no.
KTM-LN55181P	1105837

Other models and accessories → [www.sick.com/KTM](http://www.sick.com/KTM)

Illustration may differ



### Detailed technical data

#### Features

<b>Dimensions (W x H x D)</b>	12 mm x 31.5 mm x 21 mm
<b>Sensing distance</b>	≤ 250 mm
<b>Sensing distance tolerance</b>	± 30 mm
<b>Housing design</b>	Small
<b>Light source</b>	Laser, red <sup>1)</sup>
<b>Laser class</b>	I
<b>Wave length</b>	680 nm
<b>Light emission</b>	Long side of housing
<b>Light spot size</b>	Ø 1.8 mm (250 mm)
<b>Light spot direction</b>	Round
<b>Receiving filters</b>	None
<b>Max. web speed</b>	10 m/s <sup>2)</sup>
<b>Adjustment</b>	Teach-in button
<b>Teach-in mode</b>	2-point teach-in static/dynamic + proximity to mark ET: Teach-in dynamic

<sup>1)</sup> Average service life: 100,000 h at T<sub>J</sub> = +25 °C.

<sup>2)</sup> At mark size = 1.5 mm.

#### Mechanics/electronics

<b>Supply voltage</b>	10 V DC ... 30 V DC
-----------------------	---------------------

<sup>1)</sup> May not fall below or exceed U<sub>V</sub> tolerances.

<sup>2)</sup> Without load.

<sup>3)</sup> With light/dark ratio 1:1.

<sup>4)</sup> Signal transit time with resistive load.

<sup>5)</sup> At supply voltage > 24 V, I<sub>max</sub> = 50 mA. I<sub>max</sub> is consumption count of all Q<sub>n</sub>.

<b>Ripple</b>	$\leq 5 V_{pp}$ <sup>1)</sup>
<b>Current consumption</b>	$< 35 \text{ mA}$ <sup>2)</sup>
<b>Switching frequency</b>	$1.5 \text{ kHz}$ <sup>3)</sup>
<b>Response time</b>	$333 \mu\text{s}$ <sup>4)</sup>
<b>Jitter</b>	$122 \mu\text{s}$
<b>Accuracy</b>	$0.15 \text{ mm}$
<b>Switching output</b>	NPN
<b>Switching output (voltage)</b>	NPN: HIGH = approx. $U_V$ / LOW $\leq 2 \text{ V}$
<b>Switching mode</b>	Light/dark switching
<b>Output current <math>I_{max}</math></b>	$100 \text{ mA}$ <sup>5)</sup>
<b>Input, dynamic teach-in (ET)</b>	NPN: Teach: $U < 2 \text{ V}$ NPN: Run: $U_V - 2 \text{ V}$ or open
<b>Retention time (ET)</b>	$250 \text{ ms}$
<b>Time delay</b>	None
<b>Connection type</b>	Male connector M8, 4-pin
<b>Protection class</b>	III
<b>Circuit protection</b>	$U_V$ connections, reverse polarity protected Output Q short-circuit protected Interference pulse suppression
<b>Enclosure rating</b>	IP67
<b>Weight</b>	Approx. $11 \text{ g}$
<b>Housing material</b>	ABS
<b>Optics material</b>	PMMA
<b>Indication</b>	LED indicator green: power on LED indicator, yellow: Status switching output Q

<sup>1)</sup> May not fall below or exceed  $U_V$  tolerances.

<sup>2)</sup> Without load.

<sup>3)</sup> With light/dark ratio 1:1.

<sup>4)</sup> Signal transit time with resistive load.

<sup>5)</sup> At supply voltage  $> 24 \text{ V}$ ,  $I_{max} = 50 \text{ mA}$ .  $I_{max}$  is consumption count of all  $Q_n$ .

## Ambient data

<b>Ambient operating temperature</b>	$-20 \text{ }^\circ\text{C} \dots +50 \text{ }^\circ\text{C}$
<b>Ambient temperature, storage</b>	$-40 \text{ }^\circ\text{C} \dots +70 \text{ }^\circ\text{C}$
<b>Shock load</b>	According to IEC 60068
<b>UL File No.</b>	E181493

## Connection type/pinouts

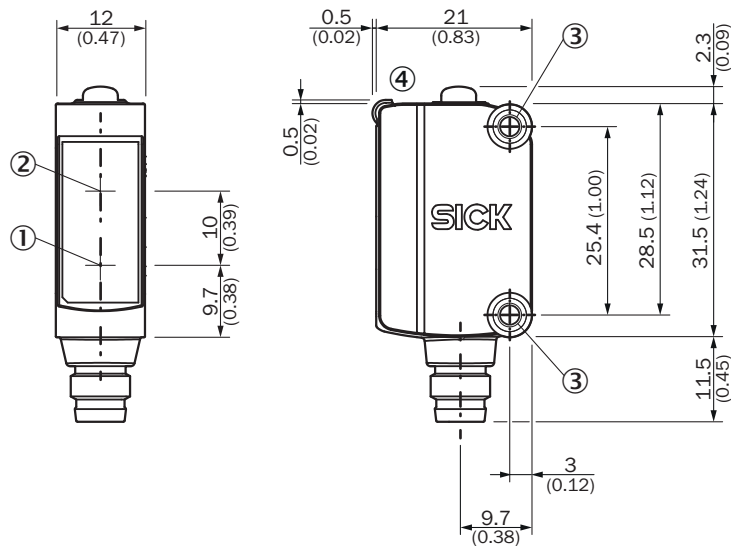
<b>Connection type</b>	Male connector M8, 4-pin
<b>Pinouts</b>	
	BN 1 + (L+)
	WH 2 ET
	BU 3 - (M)
	BK 4 Q

### Classifications

<b>ECLASS 5.0</b>	27270906
<b>ECLASS 5.1.4</b>	27270906
<b>ECLASS 6.0</b>	27270906
<b>ECLASS 6.2</b>	27270906
<b>ECLASS 7.0</b>	27270906
<b>ECLASS 8.0</b>	27270906
<b>ECLASS 8.1</b>	27270906
<b>ECLASS 9.0</b>	27270906
<b>ECLASS 10.0</b>	27270906
<b>ECLASS 11.0</b>	27270906
<b>ECLASS 12.0</b>	27270906
<b>ETIM 5.0</b>	EC001820
<b>ETIM 6.0</b>	EC001820
<b>ETIM 7.0</b>	EC001820
<b>ETIM 8.0</b>	EC001820
<b>UNSPSC 16.0901</b>	39121528

### Dimensional drawing (Dimensions in mm (inch))

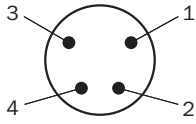
KTM-Lxxxxx1P



- ① Center of optical axis, sender
- ② Center of optical axis, receiver
- ③ Mounting holes M3
- ④ Display and adjustment elements

## Pinouts

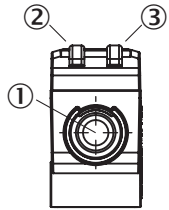
Pinouts, see table Technical data: **Connection type/pinouts**



Male connector, M8, 4-pin, uncoded

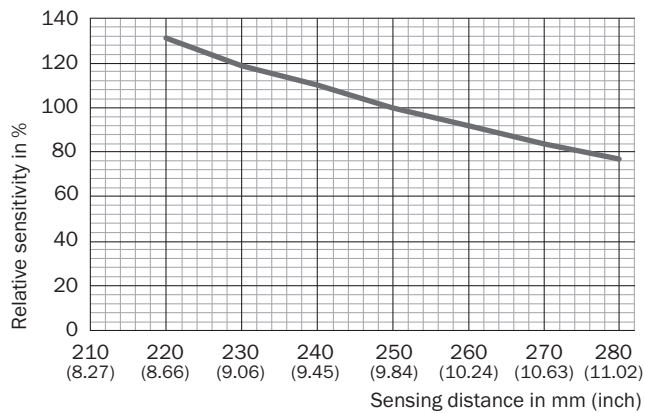
## Adjustments

Display and adjustment elements



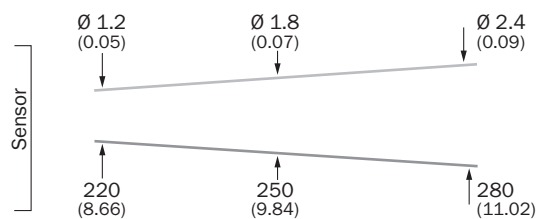
- ① Teach-in button
- ② LED yellow
- ③ LED green

## Sensing distance





## Light spot size

KTM-Lxx5xxxx



Recommended accessories

Other models and accessories → [www.sick.com/KTM](http://www.sick.com/KTM)

	Brief description	Type	Part no.
Others			
	<ul style="list-style-type: none"> <li>• <b>Connection type head A:</b> Female connector, M8, 4-pin, straight, A-coded</li> <li>• <b>Connection type head B:</b> Male connector, M12, 4-pin, straight, A-coded</li> <li>• <b>Signal type:</b> Sensor/actuator cable</li> <li>• <b>Cable:</b> 5 m, 4-wire, PVC</li> <li>• <b>Description:</b> Sensor/actuator cable, unshielded</li> <li>• <b>Application:</b> Zones with chemicals</li> </ul>	YF8U14-050VA3M2A14	2096609
	<ul style="list-style-type: none"> <li>• <b>Connection type head A:</b> Female connector, M8, 4-pin, straight, A-coded</li> <li>• <b>Connection type head B:</b> Flying leads</li> <li>• <b>Signal type:</b> Sensor/actuator cable</li> <li>• <b>Cable:</b> 5 m, 4-wire, PVC</li> <li>• <b>Description:</b> Sensor/actuator cable, unshielded</li> <li>• <b>Application:</b> Zones with chemicals</li> </ul>	YF8U14-050VA3XLEAX	2095889

## SICK AT A GLANCE

SICK is one of the leading manufacturers of intelligent sensors and sensor solutions for industrial applications. A unique range of products and services creates the perfect basis for controlling processes securely and efficiently, protecting individuals from accidents and preventing damage to the environment.

We have extensive experience in a wide range of industries and understand their processes and requirements. With intelligent sensors, we can deliver exactly what our customers need. In application centers in Europe, Asia and North America, system solutions are tested and optimized in accordance with customer specifications. All this makes us a reliable supplier and development partner.

Comprehensive services complete our offering: SICK LifeTime Services provide support throughout the machine life cycle and ensure safety and productivity.

For us, that is “Sensor Intelligence.”

## WORLDWIDE PRESENCE:

Contacts and other locations –[www.sick.com](http://www.sick.com)