



OPR20G-RB317537A90

Glare

GLARE SENSORS

SICK
Sensor Intelligence.



Illustration may differ

Ordering information

Type	Part no.
OPR20G-RB317537A90	1072052

Other models and accessories → www.sick.com/Glare



Detailed technical data

Features

Sensor principle	Delta-S-Technology®
Dimensions (W x H x D)	42.5 mm x 44 mm x 43.4 mm
Sensing distance	≤ 50 mm
Sensing distance tolerance	± 5 mm
Housing design	Rectangular
Tilt angle tolerance	± 5°
Minimum detectable object (MDO)	12 x 14 mm
Light source	LED, Red ¹⁾
Wave length	640 nm
Light spot size	10 mm x 12 mm
Object speed max.	2 m/s ²⁾
Sensitivity	Fine, middle, coarse
Adjustment	Potentiometer (Sensitivity (Q, Q/, teach-in)) ³⁾ Cable, IO-Link (Teach-in / Keylock) ⁴⁾ Single teach-in button (Teach-in)
Teach-in mode	Static 1-point teach-in Static 2-point teach-in Dynamic 2-point teach-in Static 3-point teach-in

¹⁾ Average service life: 100,000 h at T_U = +25 °C.

²⁾ Minimum object size.

³⁾ HIGH = > V_S - 2 V / LOW = open or < 2 V.

⁴⁾ Default: teach-in.

Mechanics/electronics

Supply voltage	10 V DC ... 30 V DC ¹⁾
Ripple	$\leq 5 V_{pp}$ ²⁾
Current consumption	$< 150 \text{ mA}$ ³⁾
Switching frequency	500 Hz ⁴⁾
Response time	1 ms ⁵⁾
Jitter	500 μs
Number of switching outputs	2 (Q ₁ , Q ₂)
Switching output	Push-pull: PNP/NPN
Switching output (voltage)	Push-pull: PNP/NPN (High: V _S - 3 V, Low: $< 3 \text{ V}$)
Output current I_{max.}	$< 100 \text{ mA}$ ⁶⁾
Initialization time	$< 2.5 \text{ s}$
On delay	0 s ... 30 s
Off delay	0 s ... 30 s
Pulse duration	$\leq 30 \text{ s}$
Connection type	Male connector M12, 5-pin
Circuit protection	A ⁷⁾ C ⁸⁾ D ⁹⁾
Protection class	III
Enclosure rating	IP67
Weight	130 g
Housing material	Plastic, ABS

¹⁾ Limit values when operated in short-circuit protected network: max. 8 A.

²⁾ May not exceed or fall below U_v tolerances.

³⁾ Without load.

⁴⁾ With light/dark ratio 1:1.

⁵⁾ Signal transit time with resistive load.

⁶⁾ Consumption count Q₁ / Q₂.

⁷⁾ A = V_S connections reverse-polarity protected.

⁸⁾ C = interference suppression.

⁹⁾ D = outputs overcurrent and short-circuit protected.

Communication interface

IO-Link	✓
VendorID	26
DeviceID HEX	80005A
DeviceID DEC	8388698
Cycle time	2.3 ms
Process data structure A	Bit 0 = switching signal Q _{L1} Bit 1 = switching signal Q _{L2} Bit 2 = Quality of Run Alarm Bit 3 = Teach successful Bit 4 = Teach busy Bit 5 ... 15 = empty
Process data structure B	Bit 0 = switching signal Q _{L1}

Bit 1 = switching signal Q_{L2}
 Bit 2 ... 15 = time stamp

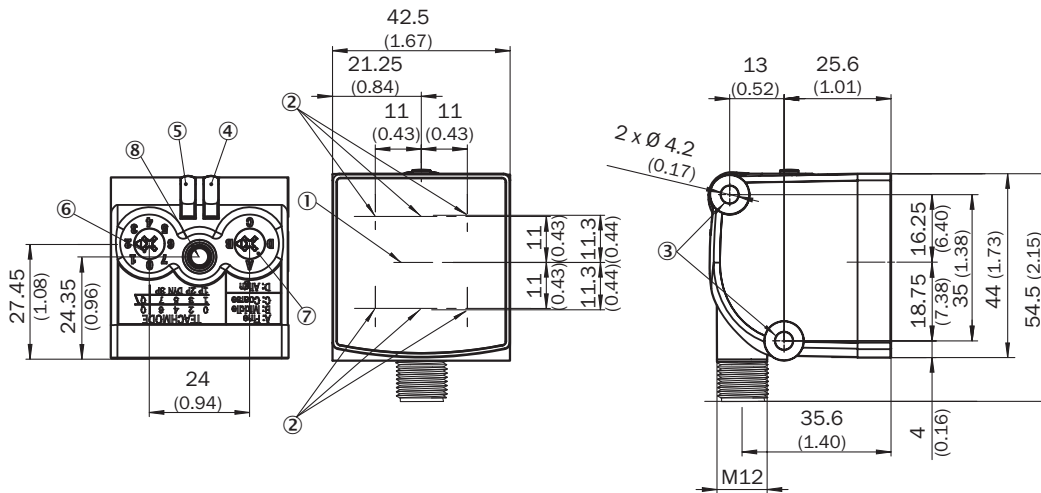
Ambient data

Ambient operating temperature	-10 °C ... +55 °C
Ambient temperature, storage	-25 °C ... +75 °C
Ambient light immunity	> 50 klx
Shock load	According to EN 60068-2-27, single shock (30 g/11 MS), continuous shock (25 g/11 MS)
UL File No.	NRKH.E181493

Classifications

eCl@ss 5.0	27270906
eCl@ss 5.1.4	27270906
eCl@ss 6.0	27270906
eCl@ss 6.2	27270906
eCl@ss 7.0	27270906
eCl@ss 8.0	27270906
eCl@ss 8.1	27270906
eCl@ss 9.0	27270906
eCl@ss 10.0	27270906
eCl@ss 11.0	27270906
eCl@ss 12.0	27270906
ETIM 5.0	EC001820
ETIM 6.0	EC001820
ETIM 7.0	EC001820
ETIM 8.0	EC001820
UNSPSC 16.0901	39121528

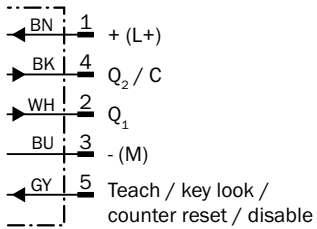
Dimensional drawing (Dimensions in mm (inch))



- ① Center of optical axis, sender
- ② Center of optical axis, receiver
- ③ Fixing hole
- ④ LED indicator green: Supply voltage active
- ⑤ Status indicator LED, yellow: Detection of gloss level 1
- ⑥ Teach-in mode, inverting switching output
- ⑦ Sensitivity adjustment (A, B, C) / Operating mode (D)
- ⑧ Teach-in button



Connection diagram
















Cd-281



Recommended accessories

Other models and accessories → www.sick.com/Glare

	Brief description	Type	Part no.
Cloning module			
	IO-Link version V1.1, Port class 2, PIN 2, 4, 5 galvanically connected, Supply voltage 18 V DC ... 32 V DC (limit values, operation in short-circuit protected network max. 8 A)	IOLP2ZZ-M3201 (SICK Memory Stick)	1064290
	IO-Link V1.1 Class A port, USB2.0 port, optional external power supply 24V / 1A	IOLA2US-01101 (SiLink2 Master)	1061790

	Brief description	Type	Part no.
Universal bar clamp systems			
	Universal bar clamp for mounting bars with 12 mm diameter, zinc diecast, without mounting plate and screws	BEF-KHS-KH3	5322626
	Plate N11N for universal clamp bracket, Stainless steel 1.4571 (sheet), Stainless steel 1.4408 (clamp), Universal clamp BEF-KHS-KH3 (5322626), mounting hardware	BEF-KHS-N11N	2071081
	Mounting bar, straight, 200 mm, steel, steel, zinc coated, without mounting hardware	BEF-MS12G-A	4056054
	Mounting bar, straight, 300 mm, steel, steel, zinc coated, without mounting hardware	BEF-MS12G-B	4056055
	Mounting bar, L-shaped, 150 mm x 150 mm, steel, steel, zinc coated, without mounting hardware	BEF-MS12L-A	4056052
	Mounting bar, L-shaped, 250 x 250 mm, steel, steel, zinc coated, without mounting hardware	BEF-MS12L-B	4056053
	Mounting bar, Z-shaped, 150 mm x 70 mm x 150 mm, steel, steel, zinc coated, without mounting hardware	BEF-MS12Z-A	4056056
	Mounting bar, Z-shaped, 150 mm x 70 mm x 250 mm, steel, steel, zinc coated, without mounting hardware	BEF-MS12Z-B	4056057
	Bar clamp for bar diameter of 12 mm (fixing the mounting rod), Aluminum, 2 screws M6 x 30, 2 spring discs	BEF-RMC-D12	5321878
Plug connectors and cables			
	Head A: female connector, M12, 5-pin, straight, A-coded Head B: Flying leads Cable: Sensor/actuator cable, PVC, unshielded, 2 m	YF2A15-020VB5XLEAX	2096239
	Head A: female connector, M12, 5-pin, straight, A-coded Head B: Flying leads Cable: Sensor/actuator cable, PVC, unshielded, 5 m	YF2A15-050VB5XLEAX	2096240
	Head A: female connector, M12, 5-pin, angled, A-coded Head B: Flying leads Cable: Sensor/actuator cable, PVC, unshielded, 2 m	YG2A15-020VB5XLEAX	2096215
	Head A: female connector, M12, 5-pin, angled, A-coded Head B: Flying leads Cable: Sensor/actuator cable, PVC, unshielded, 5 m	YG2A15-050VB5XLEAX	2096216
	EtherCAT IO-Link Master, IO-Link V1.1, Port Class A, power supply via 7/8" cable 24 V / 8 A, fieldbus connection via M12 cable		On request
Sensor Integration Gateway			
	<ul style="list-style-type: none"> Further functions: Web server integrated, USB connection for easy configuration of the SIG200 Sensor Integration Gateway with SOPAS ET, the engineering tool from SICK, logic editor is available for easy configuration of logic functions Connection CONFIG: 1 x M8, 4-pin female connector, USB 2.0 (USB-A) Logic editor: yes Communication interface: IO-Link, USB, Ethernet, PROFINET, REST API Product category: IO-Link Master 	SIG200-0A0412200	1089794
	<ul style="list-style-type: none"> Further functions: Web server integrated, USB connection for easy configuration of the SIG200 Sensor Integration Gateway with SOPAS ET, the engineering tool from SICK, logic editor is available for easy configuration of logic functions Connection CONFIG: 1 x M8, 4-pin female connector, USB 2.0 (USB-A) Logic editor: yes Communication interface: IO-Link, USB, Ethernet, REST API Product category: IO-Link Master 	SIG200-0A0G12200	1102605

Recommended services

Additional services → www.sick.com/Glare

	Type	Part no.
Function Block Factory		
<ul style="list-style-type: none"> Description: The Function Block Factory supports common programmable logic controllers (PLCs) from various manufacturers, such as Siemens, Beckhoff, Rockwell Automation and B&R. More information on the FBF can be found <a _blank"="" href="https://fbf.cloud.sick.com target=">here. 	Function Block Factory	On request

SICK AT A GLANCE

SICK is one of the leading manufacturers of intelligent sensors and sensor solutions for industrial applications. A unique range of products and services creates the perfect basis for controlling processes securely and efficiently, protecting individuals from accidents and preventing damage to the environment.

We have extensive experience in a wide range of industries and understand their processes and requirements. With intelligent sensors, we can deliver exactly what our customers need. In application centers in Europe, Asia and North America, system solutions are tested and optimized in accordance with customer specifications. All this makes us a reliable supplier and development partner.

Comprehensive services complete our offering: SICK LifeTime Services provide support throughout the machine life cycle and ensure safety and productivity.

For us, that is “Sensor Intelligence.”

WORLDWIDE PRESENCE:

Contacts and other locations –www.sick.com